



Surrey Policing: Wave 3

pollara
strategic insights

August, 2020

Methodology

- Methodology/Sample: Online and phone survey of randomly-selected sample of 806 adult (18+) Canadians, of which 302 were South Asians, residing in the City of Surrey, BC
 - Online Sample = 500
 - Phone Sample = 306
- Field Window: August 11 to 24, 2020
- Reliability: Non-probability samples cannot be assigned a margin of error. *As a relative guideline, we have provided margins of error for a probability sample of this size. The margin of error for a probability sample of this size is $\pm 3.5\%$, 19 times out of 20.
- Data has been weighted by age, gender, ethnicity (South Asian), and balanced between three sub-regions based on postal code groupings, as per the latest census data to be representative of the adult population in the City of Surrey.

Key Findings

- A clear majority (58%) of Surrey residents are opposed to Mayor Doug McCallum's plan to replace the RCMP with a municipal police force. Most of those opposed are strongly opposed.
- Over 2 in 3 Surrey residents say maintaining core services, protecting the vulnerable, and keeping property taxes affordable are "top" or "major" priorities, while only 1 in 4 (25%) say replacing the RCMP with a municipal police force is a "top" or "major" priority.
- Over 2 in 3 residents (70%) say that there should be a referendum on the mayor's plan.
- Over 3 in 4 Surrey residents (76%) have a favourable impression of RCMP officers, which has been consistent since January.
- A majority of Surrey residents strongly agree that the new Surrey Police Board should disclose any budget increases required to maintain policing levels, provide a full accounting of start-up and transition costs, and delay implementation of a new municipal police force until after the 2022 municipal election.
- Over half (54%) of Surrey residents have an unfavourable impression of Mayor McCallum, compared to 36% with a favourable impression. Surrey residents would choose former mayor Dianne Watts over Mayor McCallum by a 2:1 margin.

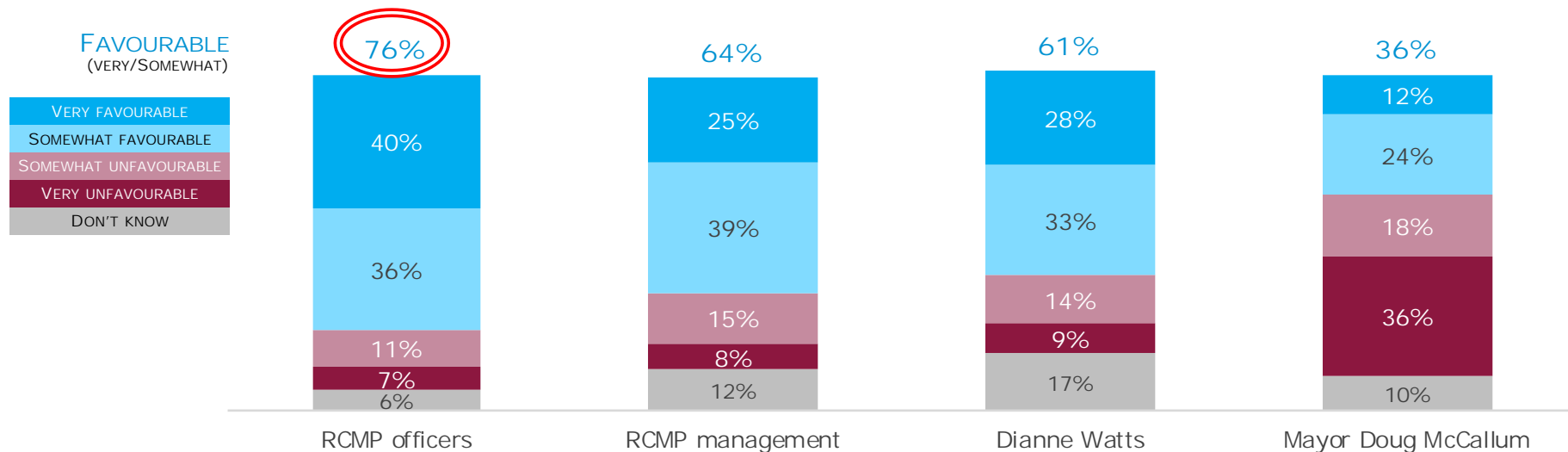


IMPRESSION & PRIORITIES

pollara
strategic insights

Over 3 in 4 Surrey residents have favourable view of RCMP officers

- Over three-quarters of Surrey residents have a favourable opinion of RCMP officers. Over half (55%) of 55+ age group have a “very favourable” impression.
- Mayor McCallum’s favourable impressions (36%) are outnumbered by unfavourable impressions (54%). His favourable impressions are higher among South Asians (56%), 18-34 age group (48%) and lower among 55+ (24%).



Q1. Do you have a favourable or unfavourable impression of the following people and organizations? (N=806)

Favourable impressions of RCMP officers high across the community

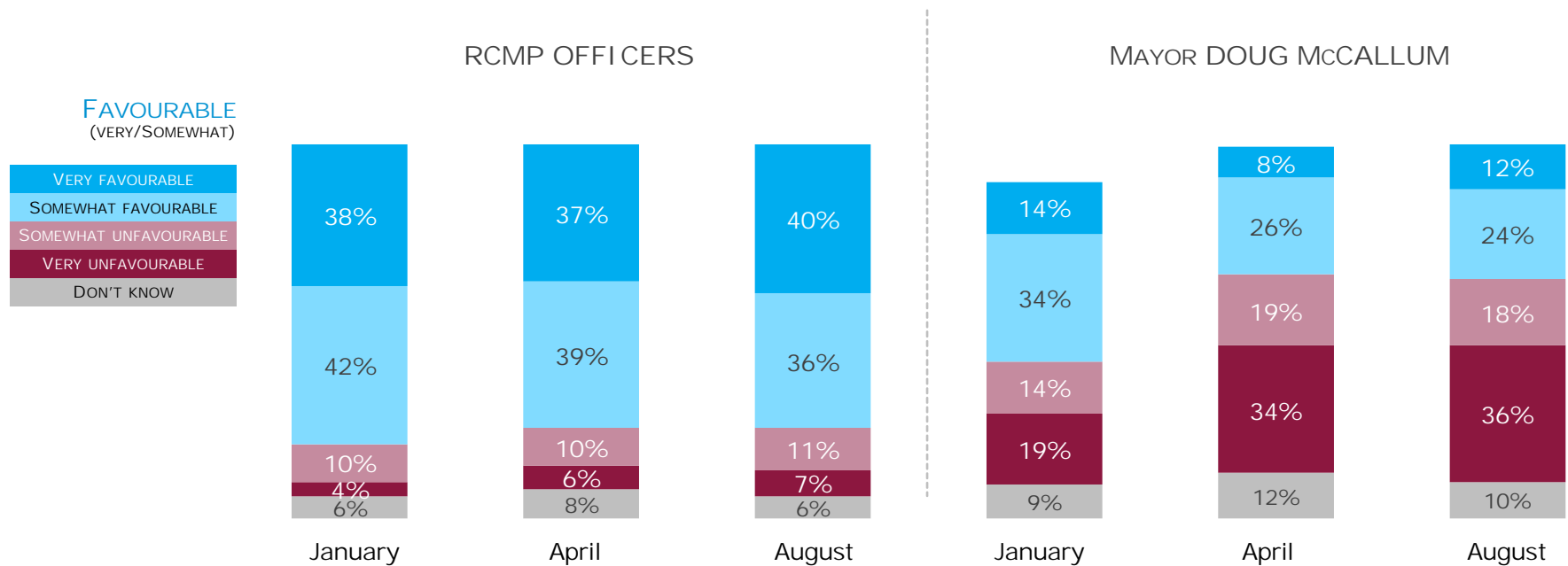


RCMP officers (Surrey) Favourable impressions	76%
Female	77%
Male	76%
18-34	65%
35-54	74%
55+	86%
South Asian	68%

Q1. Do you have a favourable or unfavourable impression of the following people and organizations? **RCMP officers** (N=806)

Since January 2020, favourable impressions of RCMP officers have been consistent

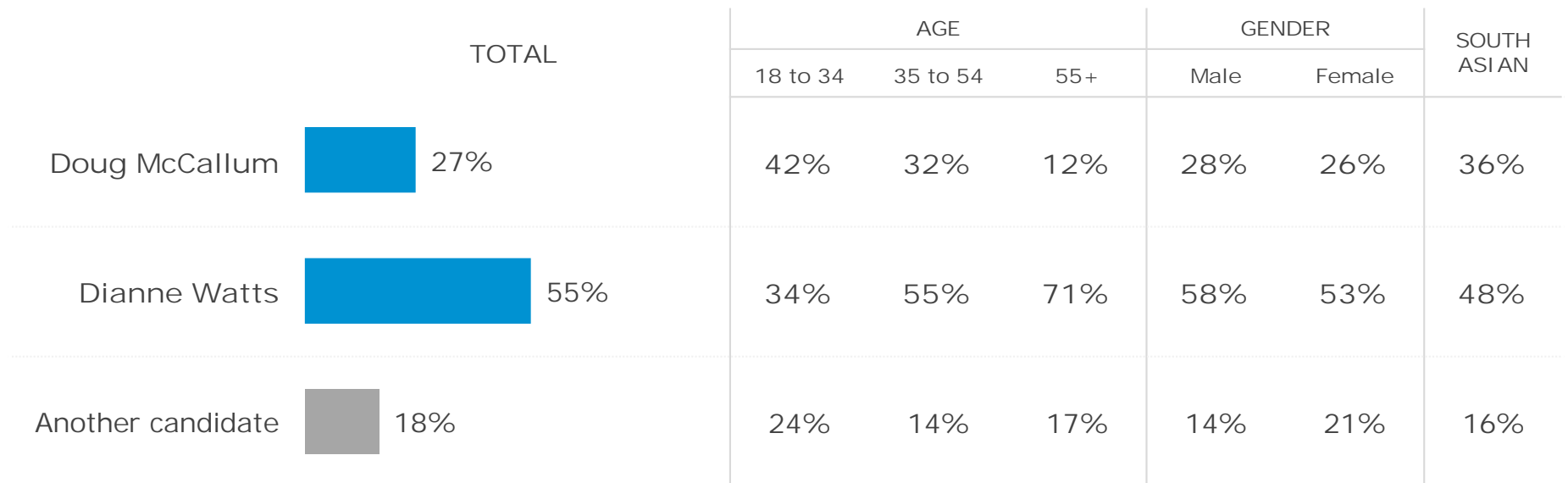
- Favourable impressions of RCMP officers have ranged from 76% (combined very and somewhat favourable) to 79% between January and August 2020
- Mayor Doug McCallum's favourable impressions have dropped from 48% in January to 34% and 36% in subsequent waves
- Unfavourable impressions for RCMP officers have ranged from 14% to 18%, while Mayor Doug McCallum's unfavourable impressions have risen from 33% in January to 53% and 54% in subsequent waves



Q1. Do you have a favourable or unfavourable impression of the following people and organizations? **RCMP officers/ Mayor Doug McCallum** (January, N=800,;April, N=803,;August, N=806)

Former mayor Dianne Watts has 2:1 lead over Mayor Doug McCallum in a head-to-head race

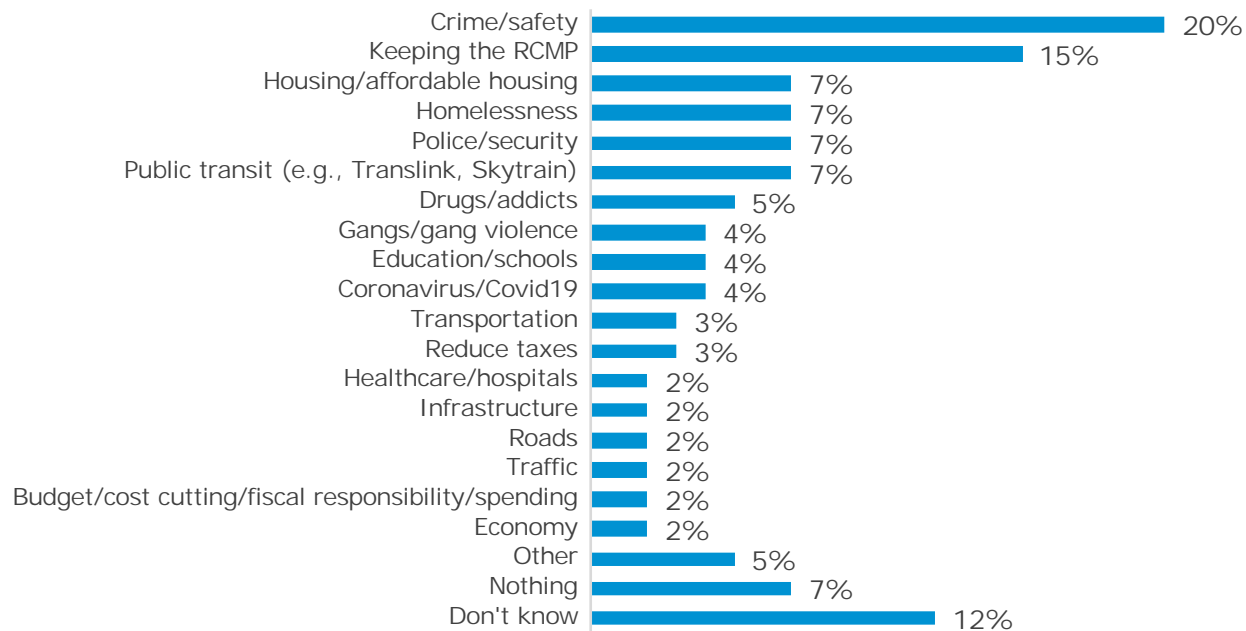
- Former mayor Dianne Watts has a dominant lead in 55+ age group and majority support among 35-54 age group.
- Mayor Doug McCallum leads among younger voters and is more competitive among South Asians



Q3. Who would you vote for if the choices for mayor were: (N=401)

Open End: Crime/Safety continue to lead top-of-mind priorities

- When combined with “Keeping the RCMP”, “Police/security”, “Drugs/addicts”, and “Gangs”, top-of mind top priority is 51%, an increase of 11 points since January, and an increase of 5 points since April.
- “Keeping the RCMP” was the top-of-mind priority of 3 in 10 (29%) of 55+ age group, an increase of 8 points since April.

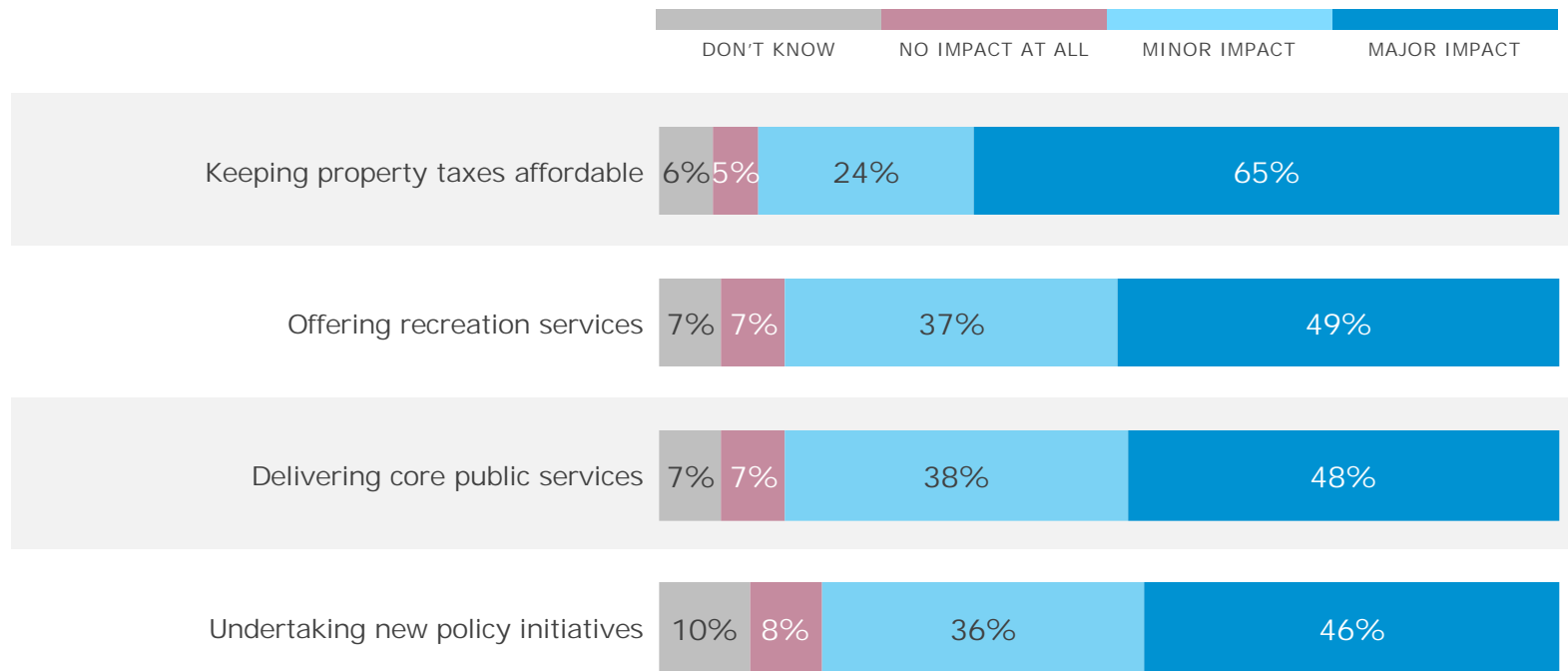


*Note: Responses <2% not shown

Q5. Thinking about Surrey, what local issue should be the top priority for the Mayor and Council? (N=806)

Two-thirds expect Surrey's \$42 million deficit to have "major impact" on keeping taxes affordable

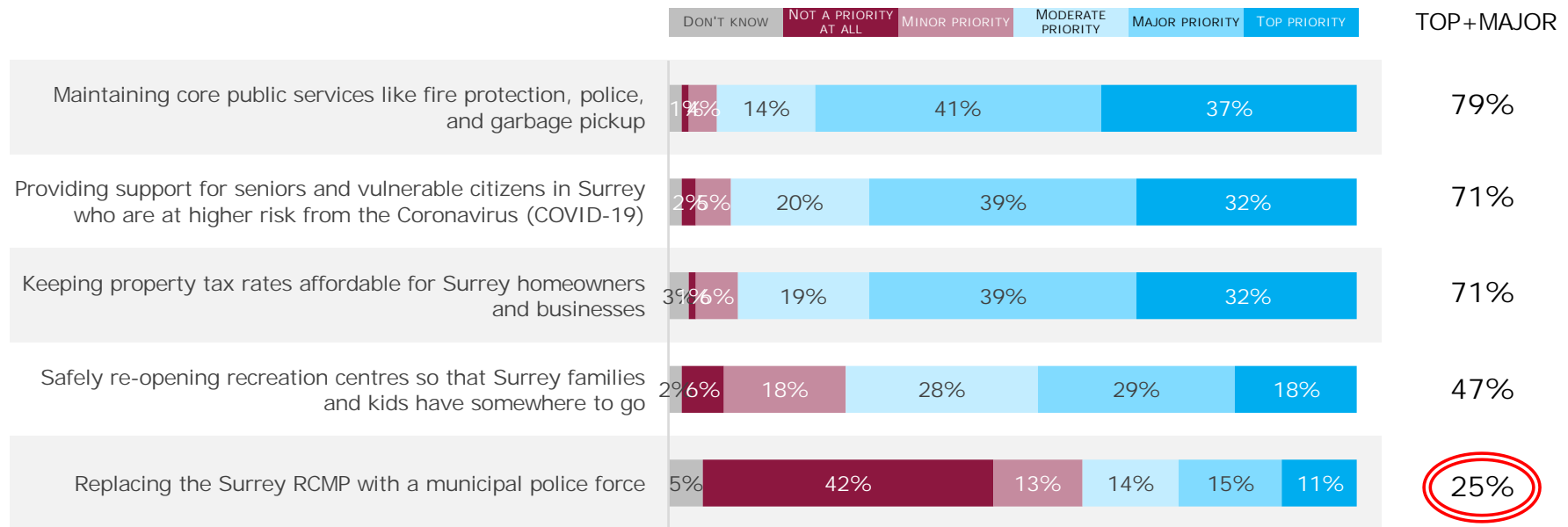
- A broad cross section of Surrey residents say the projected deficit will have a major impact on "keeping property taxes affordable", across all age groups, political spectrum, and ethnicity.



Q6. The City of Surrey recently announced that it is projecting a \$42 million budget deficit. Do you think the projected deficit will have a major impact, minor impact, or no impact at all on the following: (N=806)

Maintaining services, providing support for vulnerable, affordable taxes higher priorities than replacing RCMP

- Replacing the Surrey RCMP with a municipal police force continues to trail other priorities, such as maintaining core services and support for vulnerable citizens, by a substantial margin
- Replacing the Surrey RCMP with a municipal police force is seen as a top or major priority by 1 in 4 Surrey residents, an increase of 9 points since April. It is a higher priority among South Asian residents (40%)



Q7. Please indicate what level of priority you feel the City should place on each when allocating resources. (N=806)

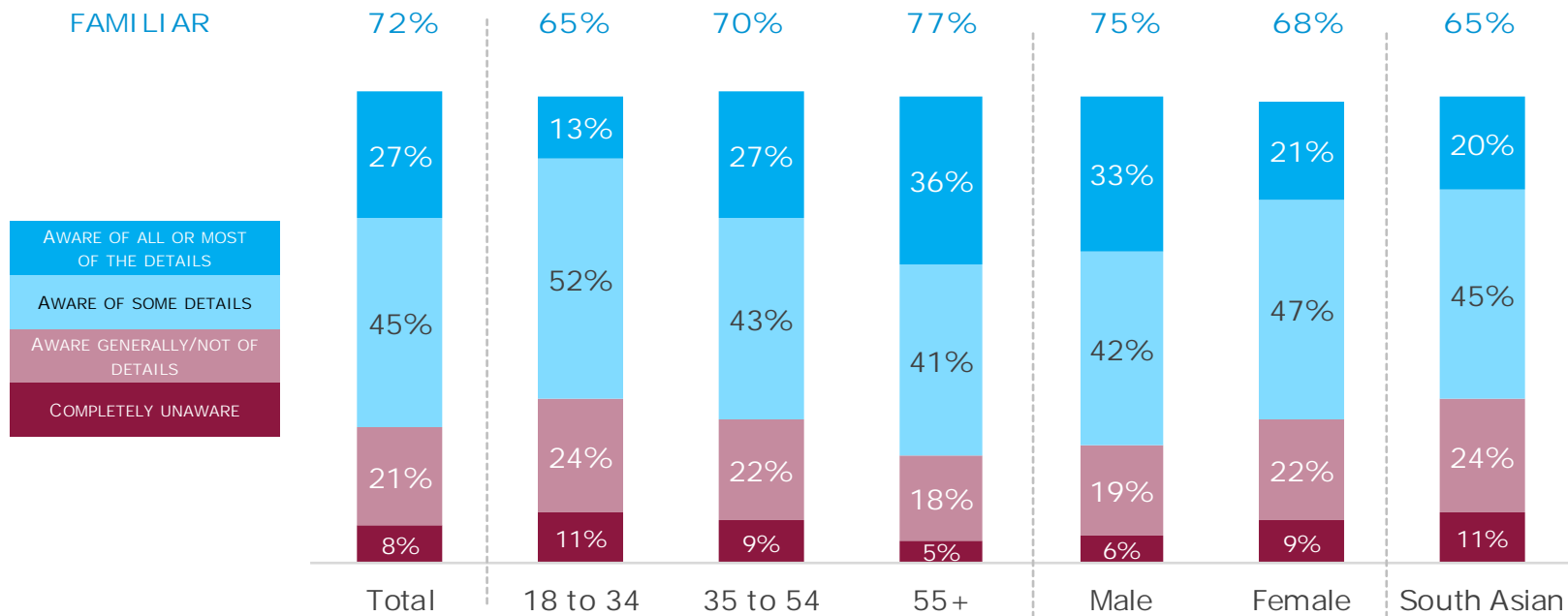


MAYOR'S PLAN

pollara
strategic insights

Almost 7 in 10 residents aware of most or some of the details of the mayor's plan to replace the RCMP

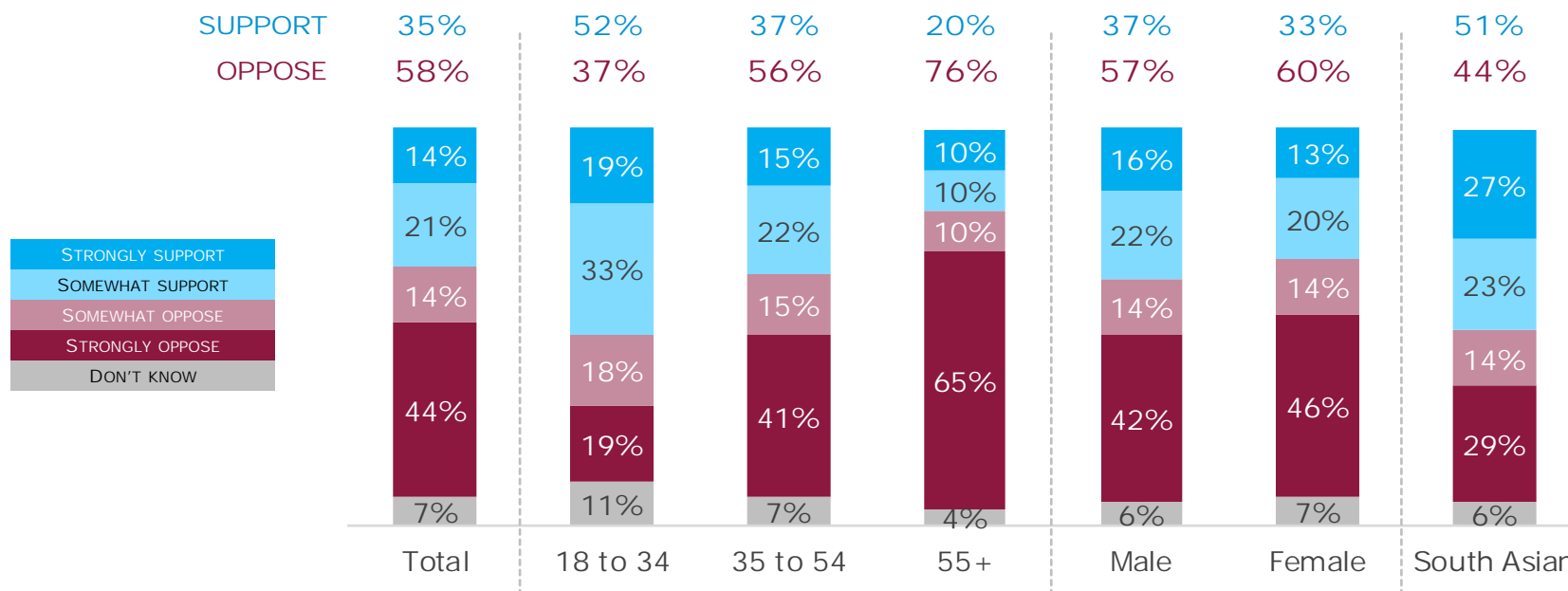
- Familiarity increases with age, ranging from 18-34 (13%, aware of all or most of the details) to 55+ (36%).



Q8. How familiar are you regarding Mayor McCallum's plan to replace the Surrey RCMP with a municipal police force? (N=806)

Mayor's plan continues to be opposed by majority of residents

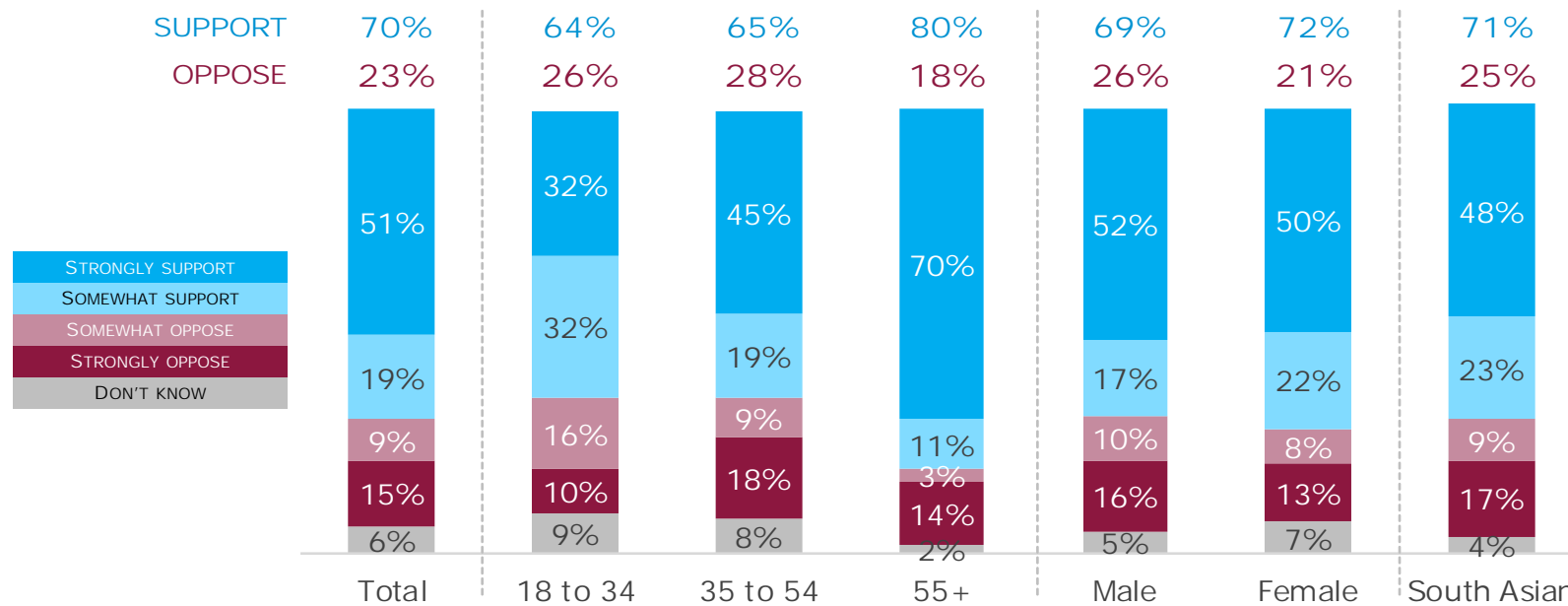
- Nearly half (44%) are strongly opposed to the mayor's plan, a slight increase since April
- Opposition to the plan is much higher among older residents; support is higher among South Asian residents



Q9. Based on what you know, please indicate to what extent do you support or oppose the Mayor's plan to replace the Surrey RCMP detachment and create a new municipal police force. (N=806)

Majority of residents strongly support a referendum on the mayor's plan to replace the RCMP

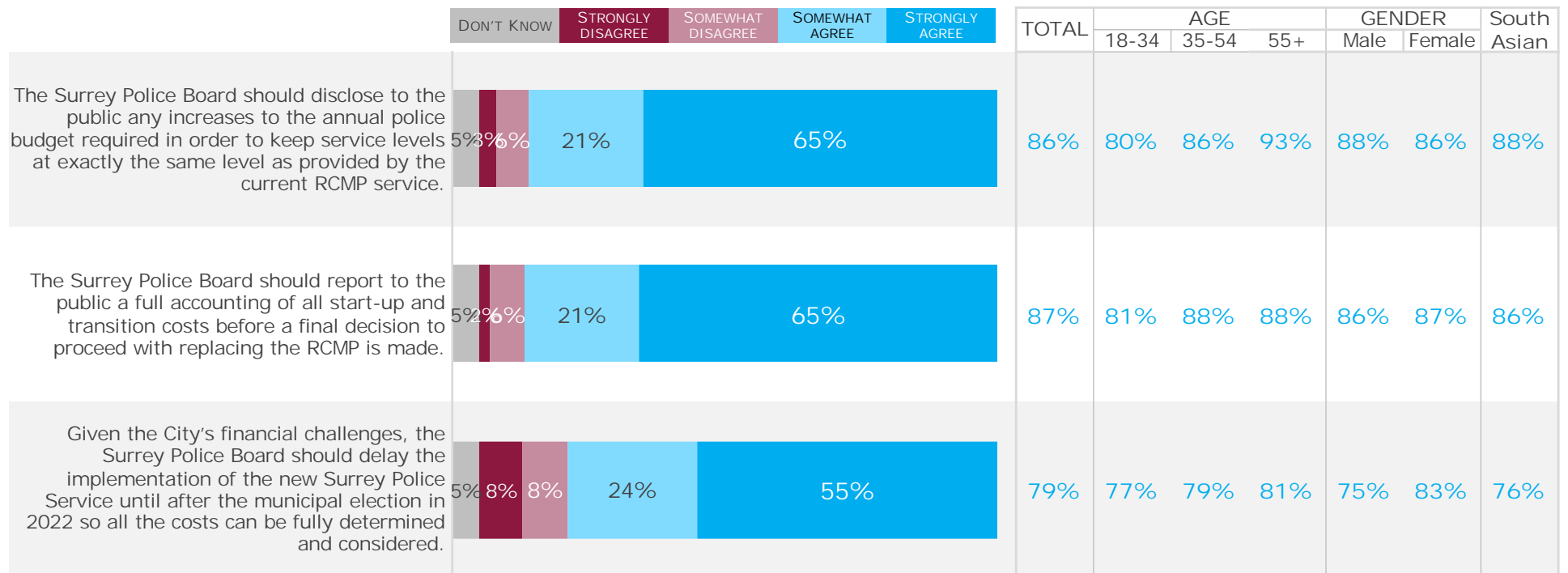
- A strong majority of South Asian residents (71%) support a referendum



Q10. The City of Surrey and the Province recently appointed a Police Board to create a new Surrey Police Service that will hire a new police chief and 800 police officers to replace the RCMP detachment. Before that happens, some community leaders say that Surrey voters should have the final say. Do you support or oppose a public referendum on the Mayor's plan to replace the RCMP detachment and create a new municipal police force? (N=806)

Strong majority has clear guidance for Surrey Police Board

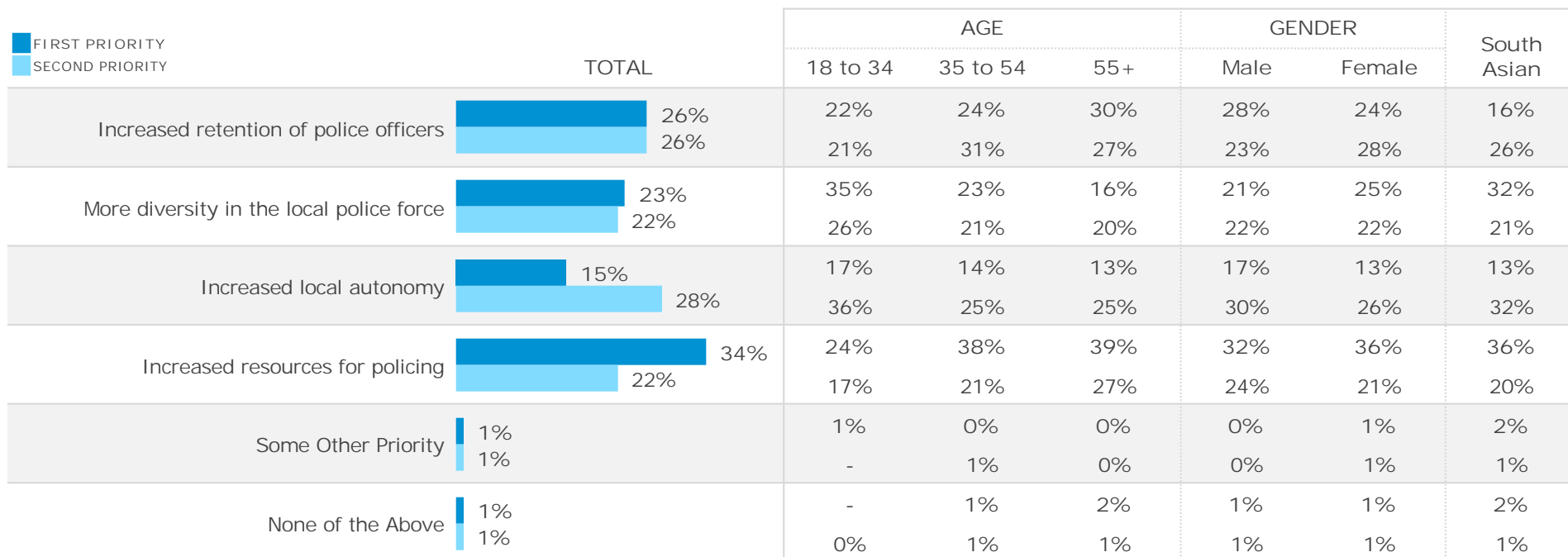
- A strong majority of residents agree that the Surrey Police Board should disclose budget information and delay implementation of a new Surrey Police Service until after the next election. The statements also receive strong agreement from South Asian residents.



Q11. With a new Police Board in place, please indicate whether you agree or disagree with the following statements. (N=806)

Top priorities for improving the RCMP: increased resourcing and increased retention

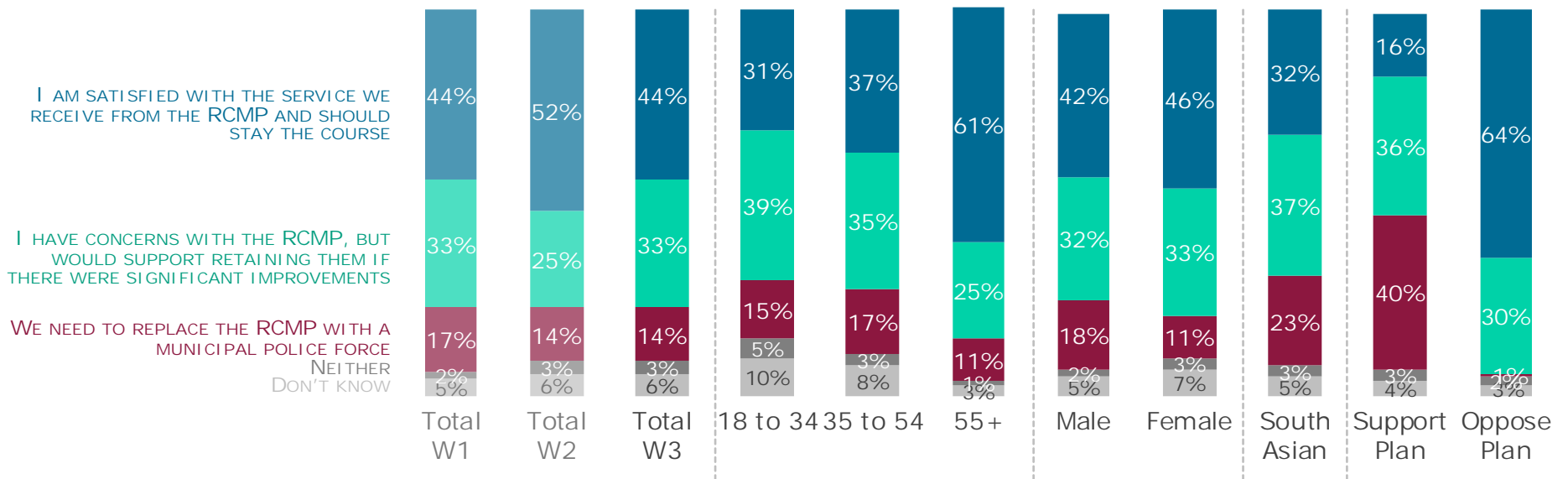
- Among the four priorities provided, Increased resourcing was the first priority for one in three (34%) residents, and higher among 55+ residents (39%), and South Asian residents (36%)
- More diversity was seen as first priority by one in three (35%) 18-34s and South Asian residents (32%)
- Of the four priorities provided, “increased local autonomy” was lowest as a “first priority”



Q14. If the Province of BC and City of Surrey decide to scrap the plan or delay the plan to create a new Surrey Police Service, which of the following improvements to RCMP service in Surrey would be your highest priority? And the second highest priority? (N=806)

Over 3 in 4 would stay the course or retain RCMP with improvements

- Combined “I am satisfied with the service...from the RCMP” and “have concerns but would support retaining [if] improvements” was 77% for third consecutive wave. In current wave, a majority of South Asians (69%) choose one of these two categories.
- Those choosing “we need to replace the RCMP with a municipal police force” accounted for 1 in 7 (14%)



Q15. Which of the following statements best reflects your viewpoint? W1 (N=800), W2 (N=803), W3 (N=806)

RCMP issue seen by majority as “good reason” not to vote for BC NDP or Mayor McCallum

- Overall, 59% of residents said the approval of the mayor’s plan “a good reason not to vote NDP in the next provincial election”, including 42% of NDP voters agreeing
- Of those who would vote for Dianne Watts over Doug McCallum, 9 in 10 (90%) said approval of the mayor’s plan would be a good reason not to vote for McCallum and the Safe Surrey Coalition

	DON'T KNOW	STRONGLY DISAGREE	SOMEWHAT DISAGREE	SOMEWHAT AGREE	STRONGLY AGREE	TOTAL	AGE			GENDER		South Asian
							18-34	35-54	55+	Male	Female	
The proposed Surrey Police Service was pushed through by Mayor McCallum and the Safe Surrey Coalition. This is going to cost taxpayers in Surrey hundreds of dollars per household each year with no increase in policing – that’s a good reason not to vote for Doug McCallum and the Safe Surrey Coalition in the next municipal election.	5%	5%	8%	24%	58%	82%	67%	81%	91%	82%	82%	74%
Mayor McCallum’s proposed Surrey Police Service was approved by the NDP government. This is going to cost taxpayers in Surrey hundreds of dollars per household each year with no increase in policing – that’s a good reason not to vote NDP in the next provincial election.	8%	12%	21%	28%	31%	59%	64%	60%	55%	55%	62%	56%

Q16. For the following statements, please indicate to what extent do you agree or disagree? (N=618)



Craig Worden, President

CraigWorden@pollara.com

pollara
strategic insights
www.pollara.com