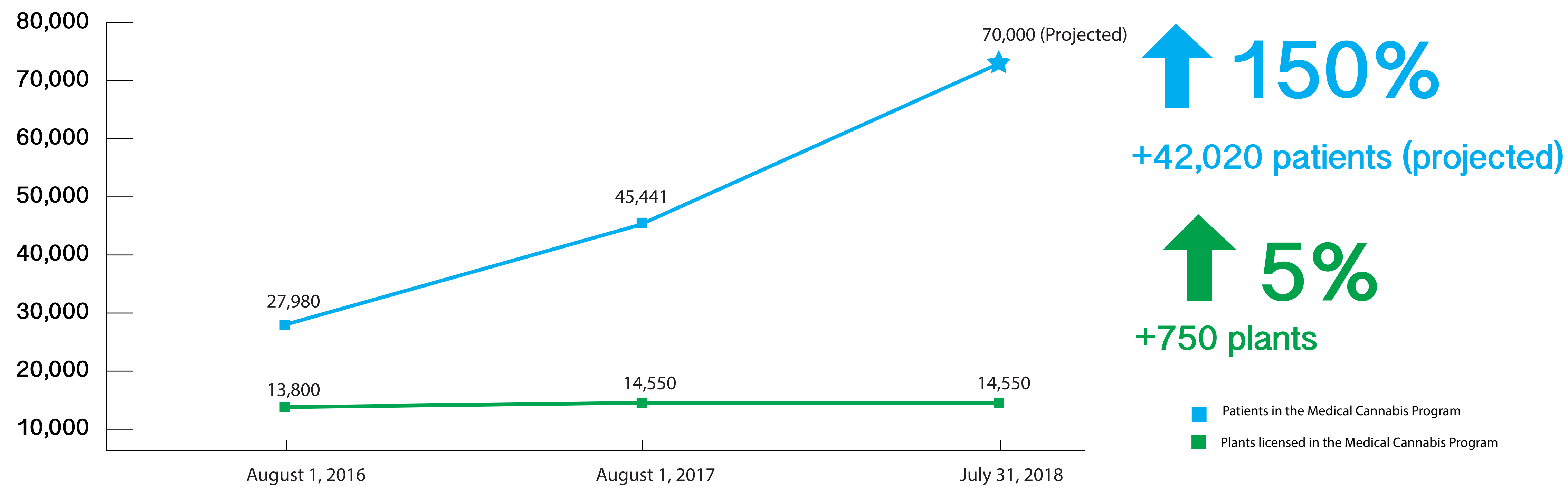
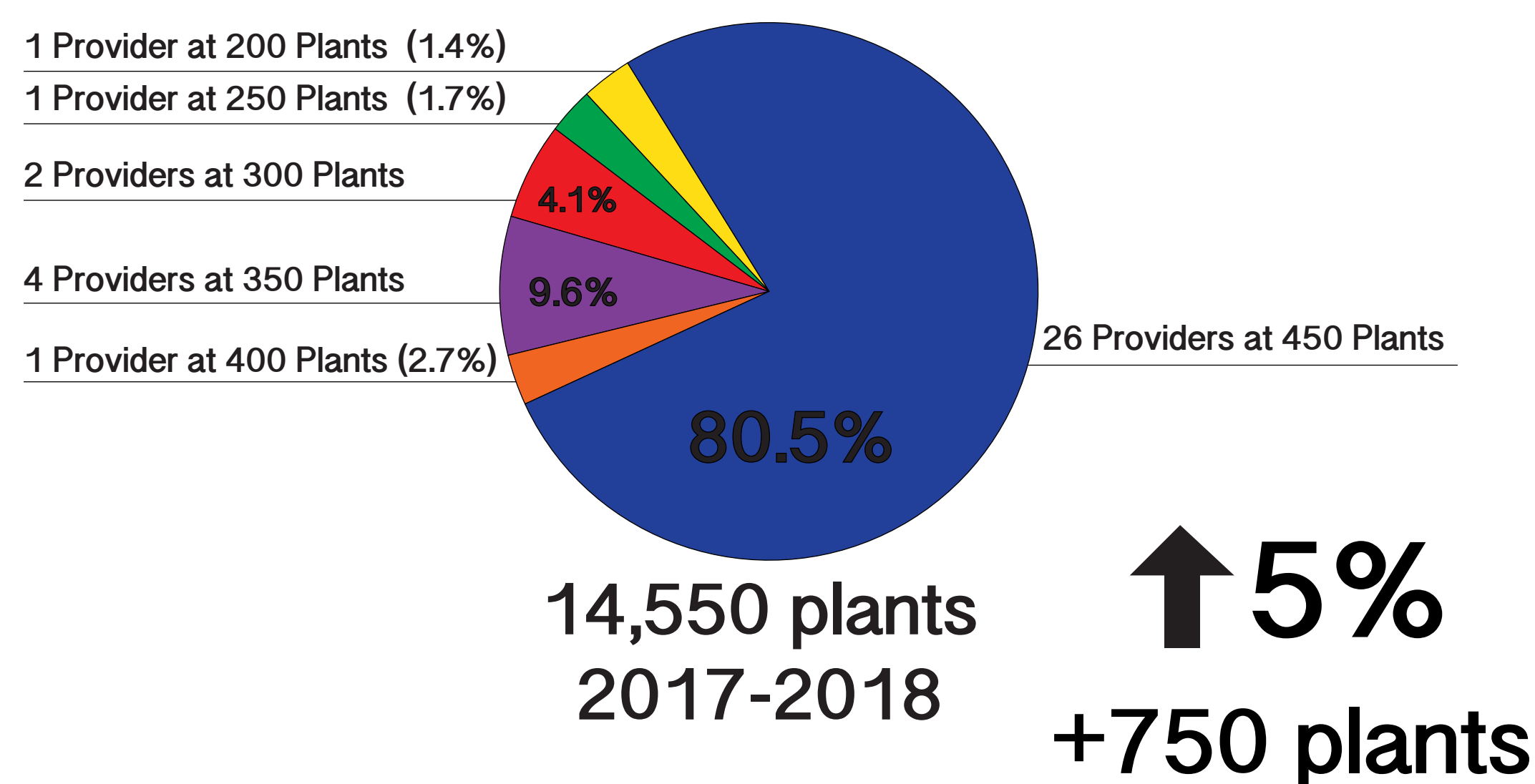
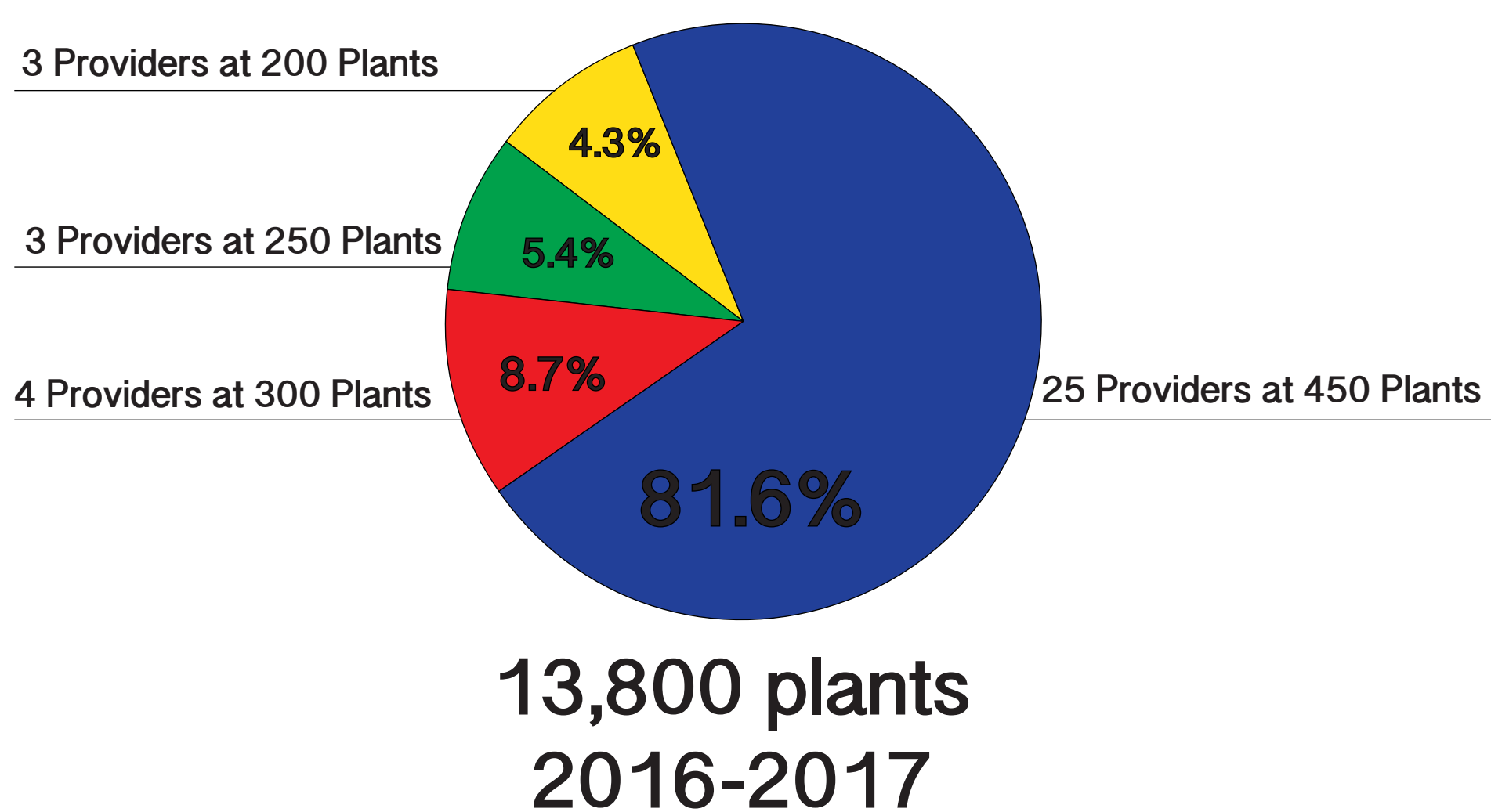


Patient Enrollment vs. Plant Increases



Breakdown of Licensed Plants and Dispensaries



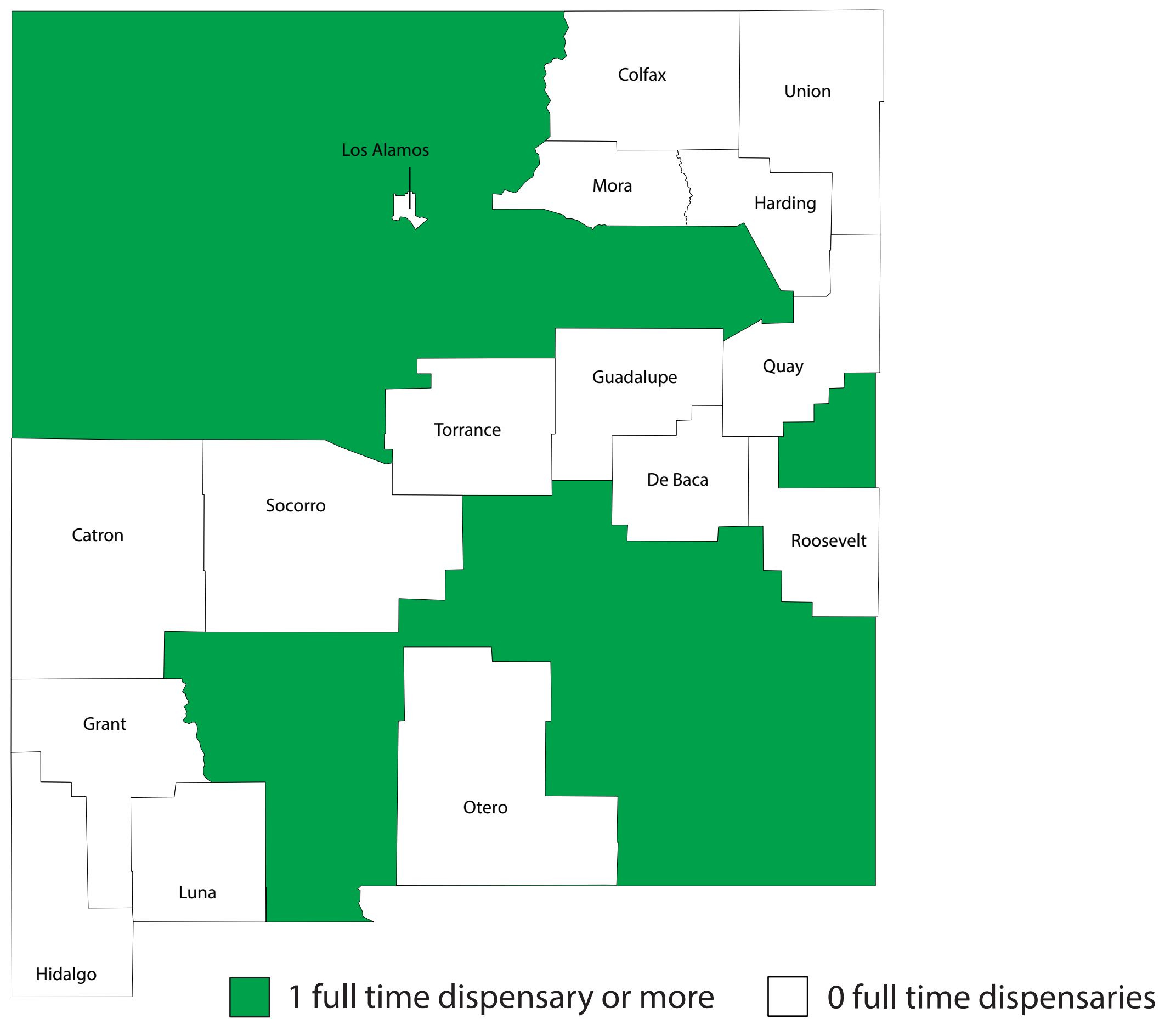
Plants Licensed to July 31, 2018

Number of Counties Served by LNPPs as of August 4, 2017

| Plants | Company | Year Licensed | Count | Dispensaries |
|--------|--------------------|---------------|-------|----------------|
| 450 | Ultra Health | | 7 | 7 dispensaries |
| 450 | New Mexicann | | 4 | 4 dispensaries |
| 450 | HES | | 4 | 4 dispensaries |
| 450 | Compassionate | | 3 | 3 dispensaries |
| 450 | Minerva | | 3 | 3 dispensaries |
| 450 | MJ Espresso | | 3 | 3 dispensaries |
| 450 | Natural Rx | | 3 | 3 dispensaries |
| 450 | Pecos Valley | | 3 | 3 dispensaries |
| 450 | CG Corrigan | | 2 | 2 dispensaries |
| 450 | Sacred Garden | | 2 | 2 dispensaries |
| 450 | Verdes | | 2 | 2 dispensaries |
| 450 | R. Greenleaf | | 5 | 5 dispensaries |
| 450 | Mother Earth | | 2 | 2 dispensaries |
| 200 | Budding Hope | | 2 | 2 dispensaries |
| 450 | PurLife | | 2 | 2 dispensary |
| 450 | Grassroots Rx | | 1 | 1 dispensary |
| 450 | High Desert | | 1 | 1 dispensary |
| 450 | Shift | | 1 | 1 dispensary |
| 450 | Organtica | | 1 | 1 dispensary |
| 450 | Everest | | 1 | 1 dispensary |
| 450 | Red Barn | | 1 | 1 dispensary |
| 450 | Sandia | | 1 | 1 dispensary |
| 450 | SW Wellness | | 1 | 1 dispensary |
| 450 | Urban Wellness | | 1 | 1 dispensary |
| 350 | SWOP | | 1 | 1 dispensary |
| 350 | Cannaceutics | | 1 | 1 dispensary |
| 350 | Fruit of the Earth | | 1 | 1 dispensary |
| 300 | Seven Clover | | 1 | 1 dispensary |
| 250 | NM Alternative | | 1 | 1 dispensary |
| 450 | Best Daze | 2015 | 0 | 0 dispensaries |
| 450 | Harvest | 2015 | 0 | 0 dispensaries |
| 450 | Seven Point | 2015 | 0 | 0 dispensaries |
| 400 | G&G Genetics | Pre-2015 | 0 | 0 dispensaries |
| 350 | Kure | 2015 | 0 | 0 dispensaries |
| 300 | Medzen | Pre-2015 | 0 | 0 dispensaries |

Provided by:
Ultra Health

16 counties without a full time dispensary



14,550 Total