



Greater Toronto Area

New Homes Monthly Market Report
Data as of January 2020

Official Source of New Home Information for:



Toronto
Real Estate Board



AltusGroup

January 2020 GTA New Home Market Results

Official Source of New Home Information for:



**January
Sales**

**Year-to-Date
Sales**

**Remaining
Inventory**

**Benchmark
Price**

Single Family

1,006

1,006

4,544

\$1,097,613

*Up +126% from
Prior Year*

*Up +126% from
Prior Year*

*Down -3% from
Prior Year*

Condominium
Apartment

1,100

1,100

11,632

\$925,209

*Up +33% from
Prior Year*

*Up +33% from
Prior Year*

*Up +15% from
Prior Year*

TOTAL

2,106

2,106

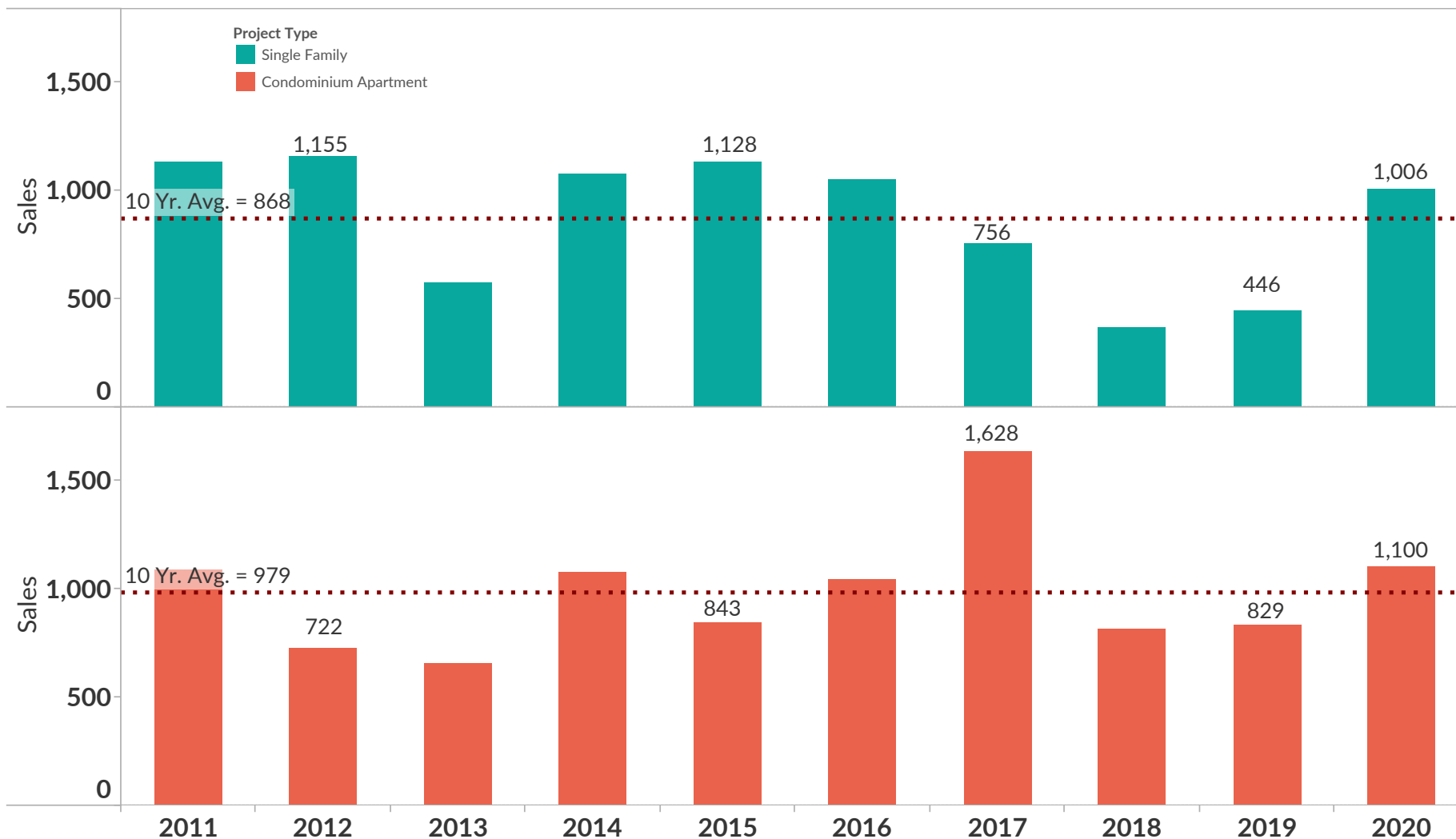
16,176

Current Month Sales

There were 2,106 total new home sales in January 2020, with 1,006 Single Family sales, up +126% from last January (+16% from 10yr) and 1,100 Condominium Apartment sales, up +33% from January 2019 (+12% from 10yr avg).

January New Home Sales by Year & Project Type

Greater Toronto Area - January (2011 to 2020)

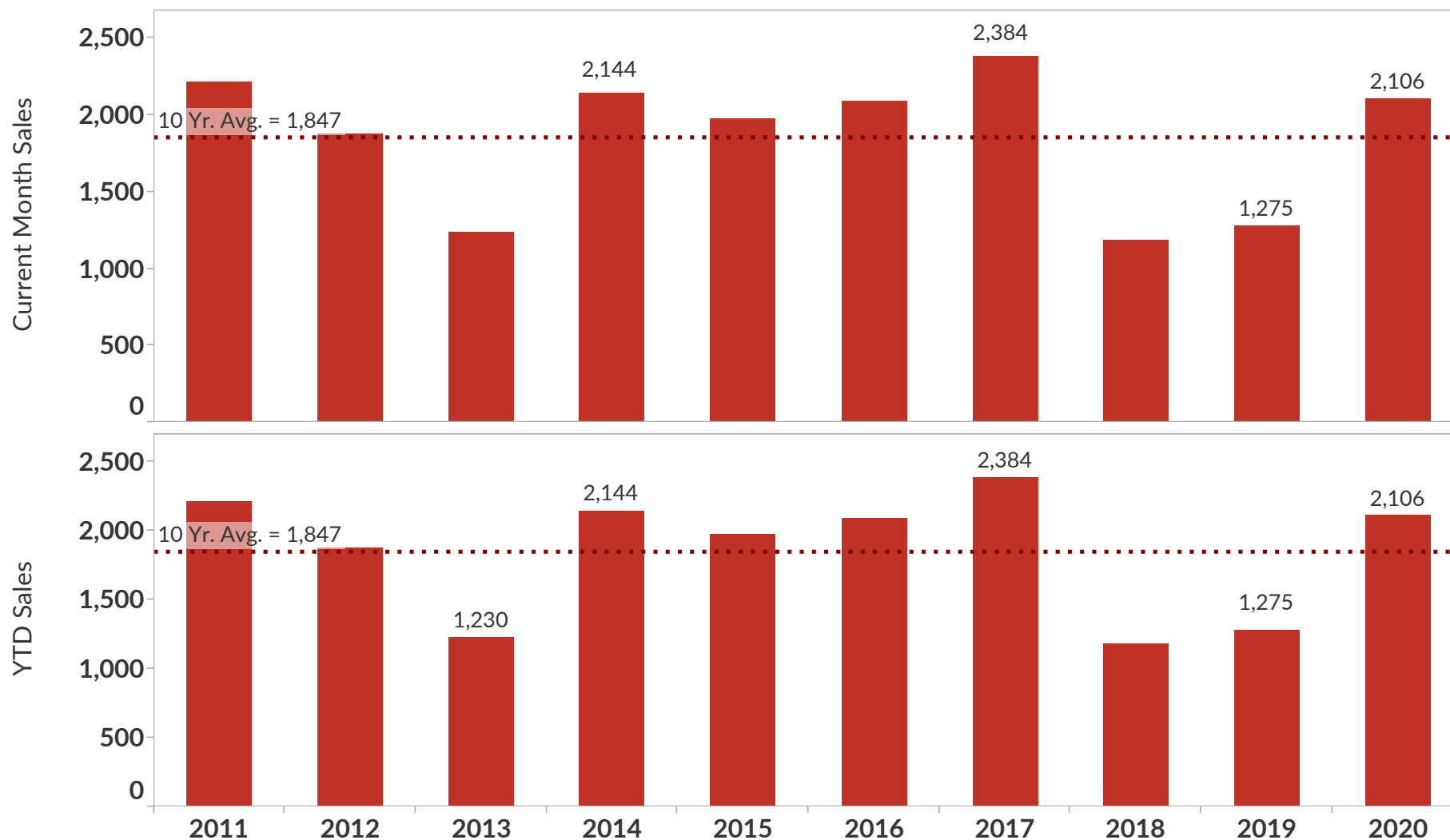


Total New Home Sales

January 2020 Total NH sales of 2,106 were up 65% from January 2019 (+14% from 10yr avg) .

Total New Home Sales - Current Month & YTD

Greater Toronto Area - Jan. (top chart) & Jan. to Jan. (lower chart) 2011 to 2020



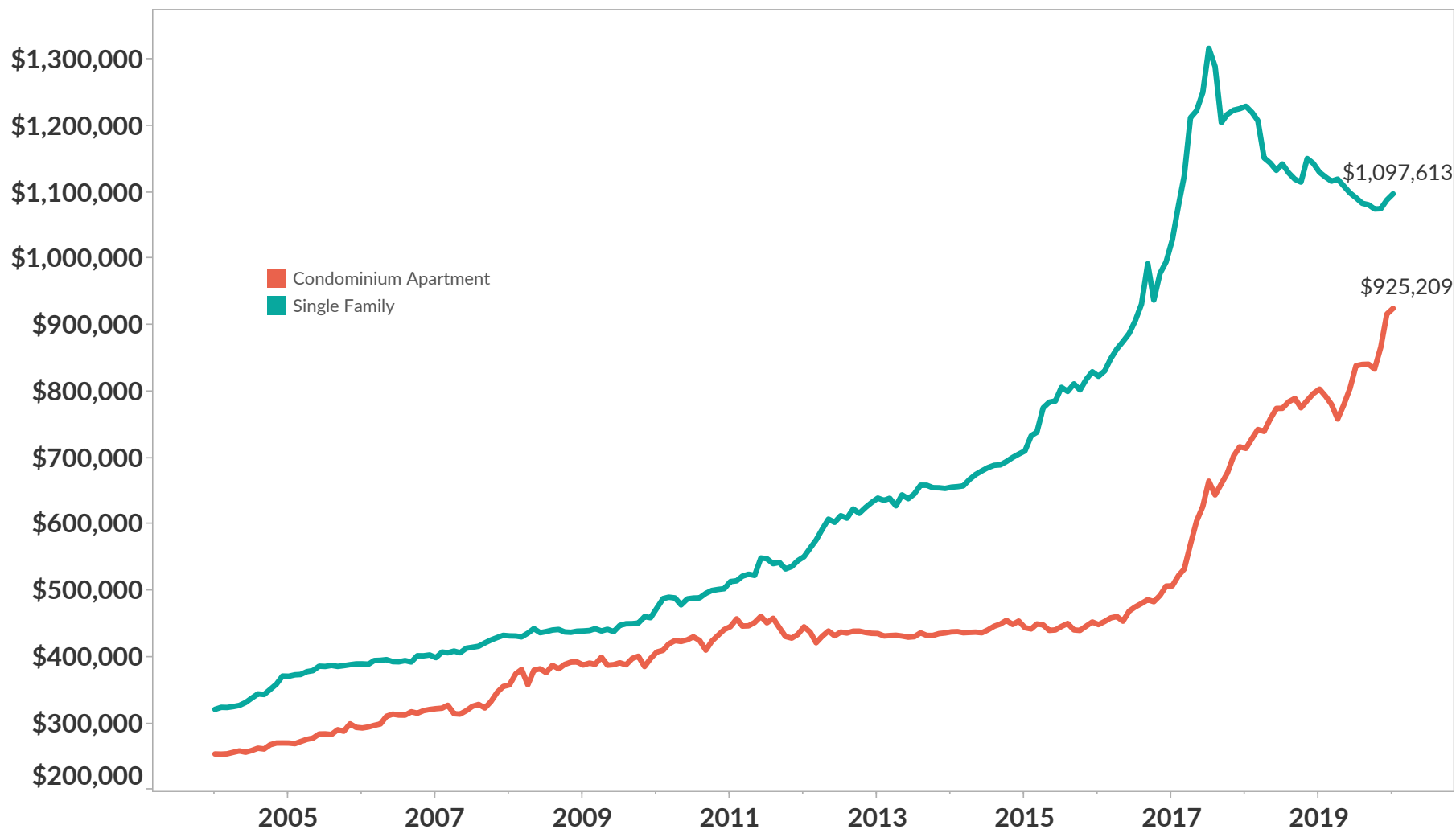
New Home Benchmark Price

The benchmark price was \$1,097,613 for Single Family new homes and \$925,209 for Condominium Apartment new homes at January 31, 2020. The benchmark measures the average asking price of available new homes excluding the extremes.



Monthly New Home Benchmark Price

Greater Toronto Area - January 2004 to January 2020



New Home Price/SF & Unit Size Benchmark

The Condominium Apartment unit size and price/sf components of the new home benchmark price was 937 sf at an average of \$988/sf at January 31, 2020.



Monthly Condominium Apartment Price/SF Benchmark & Unit Size Benchmark

Greater Toronto Area - January 31, 2020



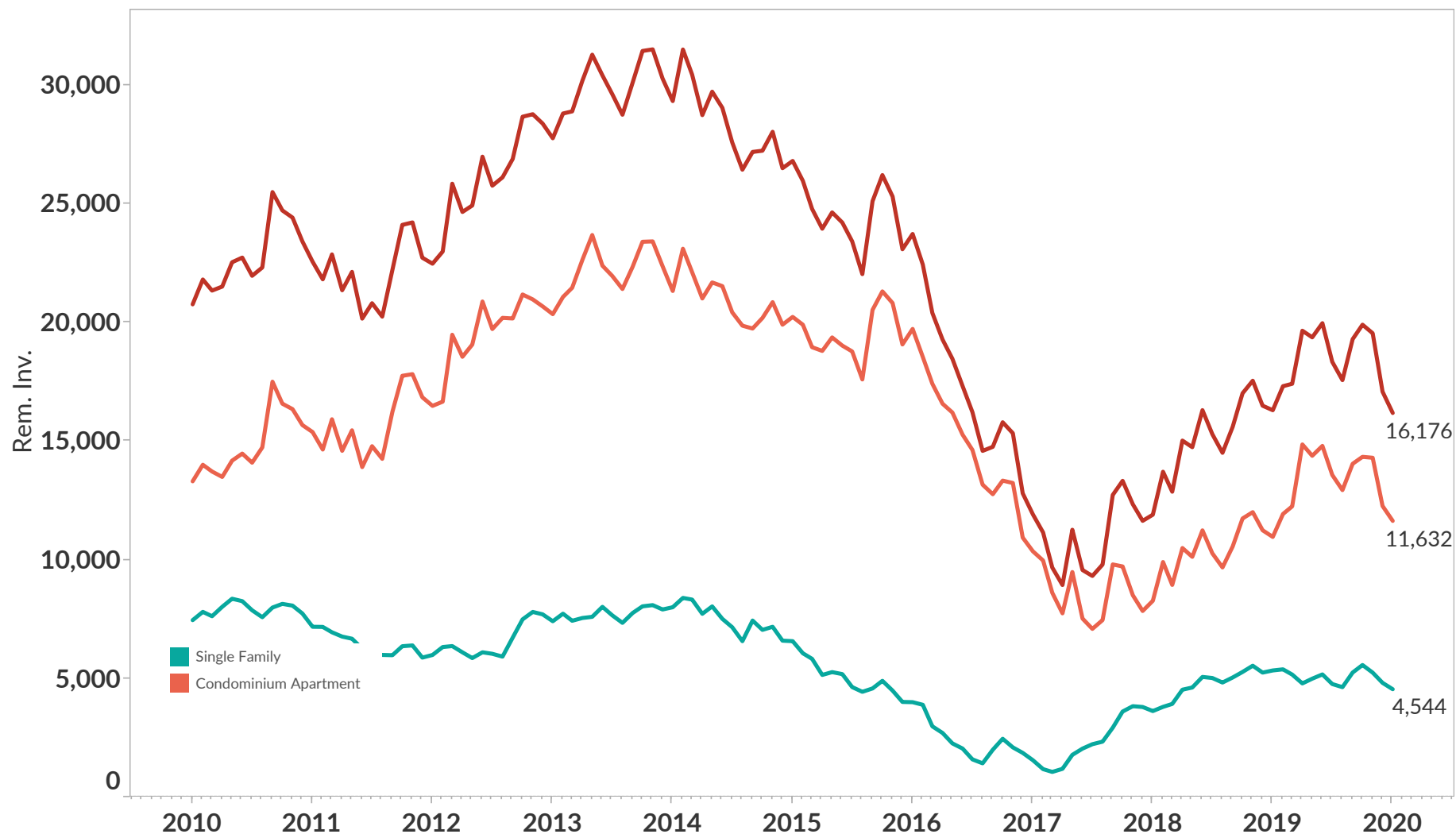
Remaining Inventory

Current total new home remaining inventory is 16,176 units comprised of 11,632 condominium apartment units and 4,544 single family lots. Remaining inventory represents all the available new home choices available to purchasers.



Monthly Remaining Inventory by Project Type

Greater Toronto Area - January 2010 to January 2020



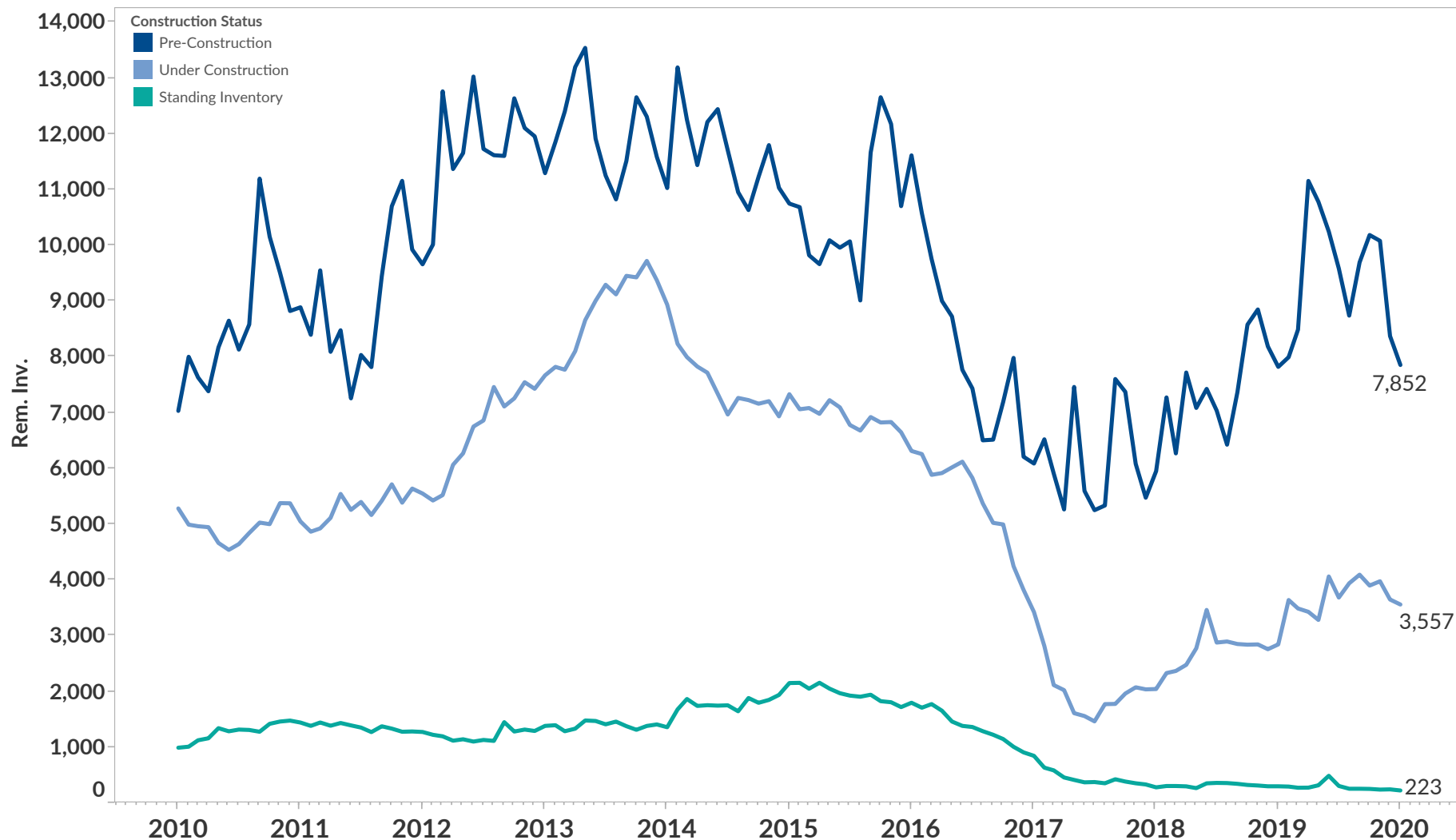
Condominium Apartment Remaining Inventory

Current total new home condominium apartment remaining inventory is 11,632 units comprised of 7,852 units in pre-construction projects, 3,557 units in projects currently under construction and 223 units in completed buildings.



Monthly Condominium Apartment Remaining Inventory by Construction Status

Greater Toronto Area - January 2010 to January 2020



Copyright © Altus Group Limited

Altus Group Limited, makes no representation about the accuracy, completeness, or the suitability of the material represented herein for the particular purposes of any reader and such material may not be copied, duplicated or re-distributed in any form or by any means without the prior written permission of Altus Group Limited. Altus Group Limited assumes no responsibility or liability without limitation for any errors or omissions in the information contained in the material represented. E&O.E.