



Greater Toronto Area

New Homes Monthly Market Report
Data as of December 2019

Official Source of New Home Information for:



AltusGroup

December 2019 GTA New Home Market Results

Official Source of New Home Information for:



		December Sales	Year-to-Date Sales	Remaining Inventory	Benchmark Price
Single Family		500	9,523	4,836	\$1,088,317
		<i>Up +214% from Prior Year</i>	<i>Up +157% from Prior Year</i>		<i>Down -5% from Prior Year</i>
Condominium Apartment		1,871	26,948	12,280	\$916,585
		<i>Up +132% from Prior Year</i>	<i>Up +27% from Prior Year</i>		<i>Up +15% from Prior Year</i>
TOTAL		2,371	36,471	17,116	

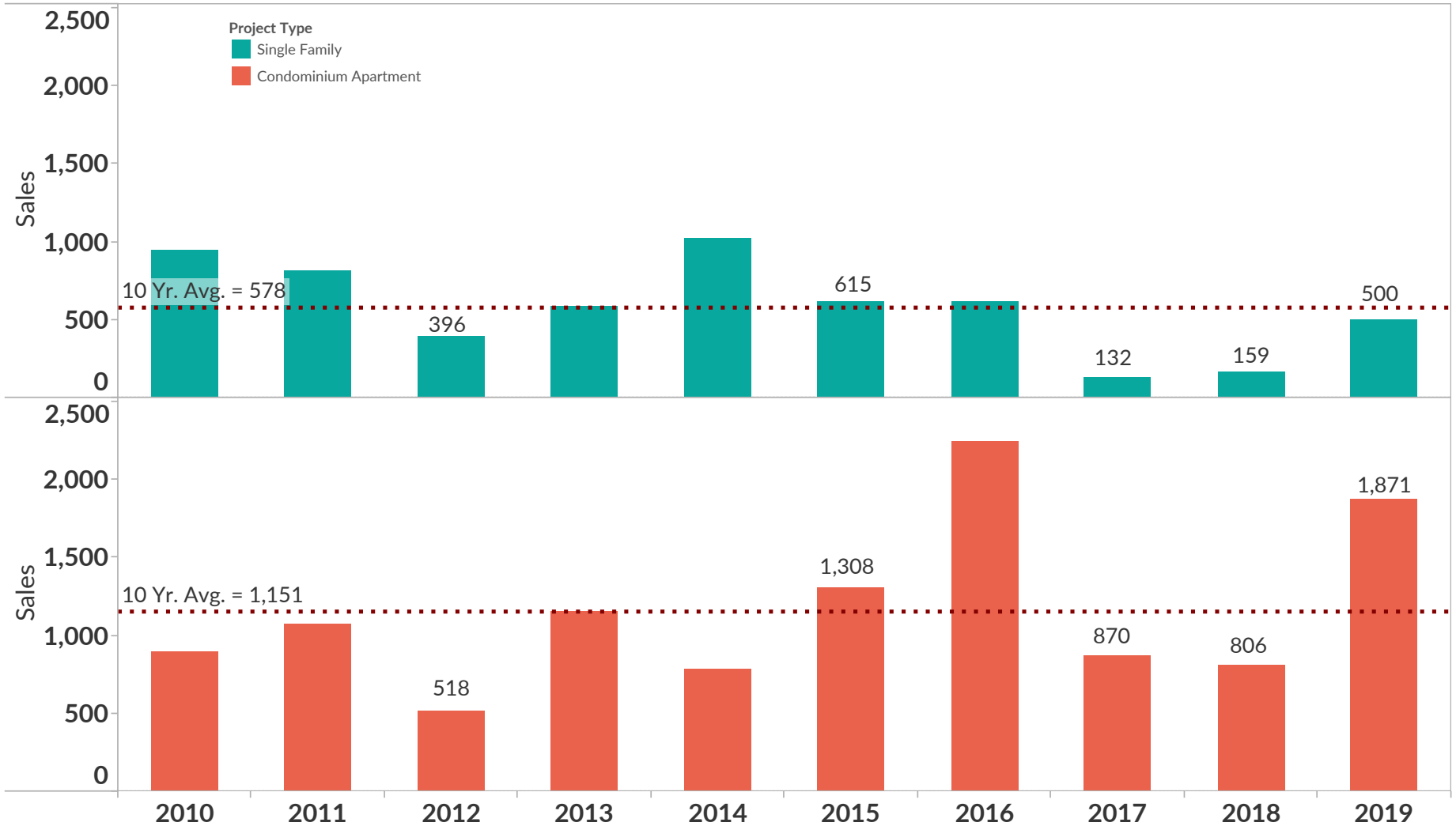
Current Month Sales

There were 2,371 total new home sales in December 2019, with 500 Single Family sales, up +214% from last December (-13% from 10yr) and 1,871 Condominium Apartment sales, up +132% from December 2018 (+63% from 10yr avg).



December New Home Sales by Year & Project Type

Greater Toronto Area - December (2010 to 2019)



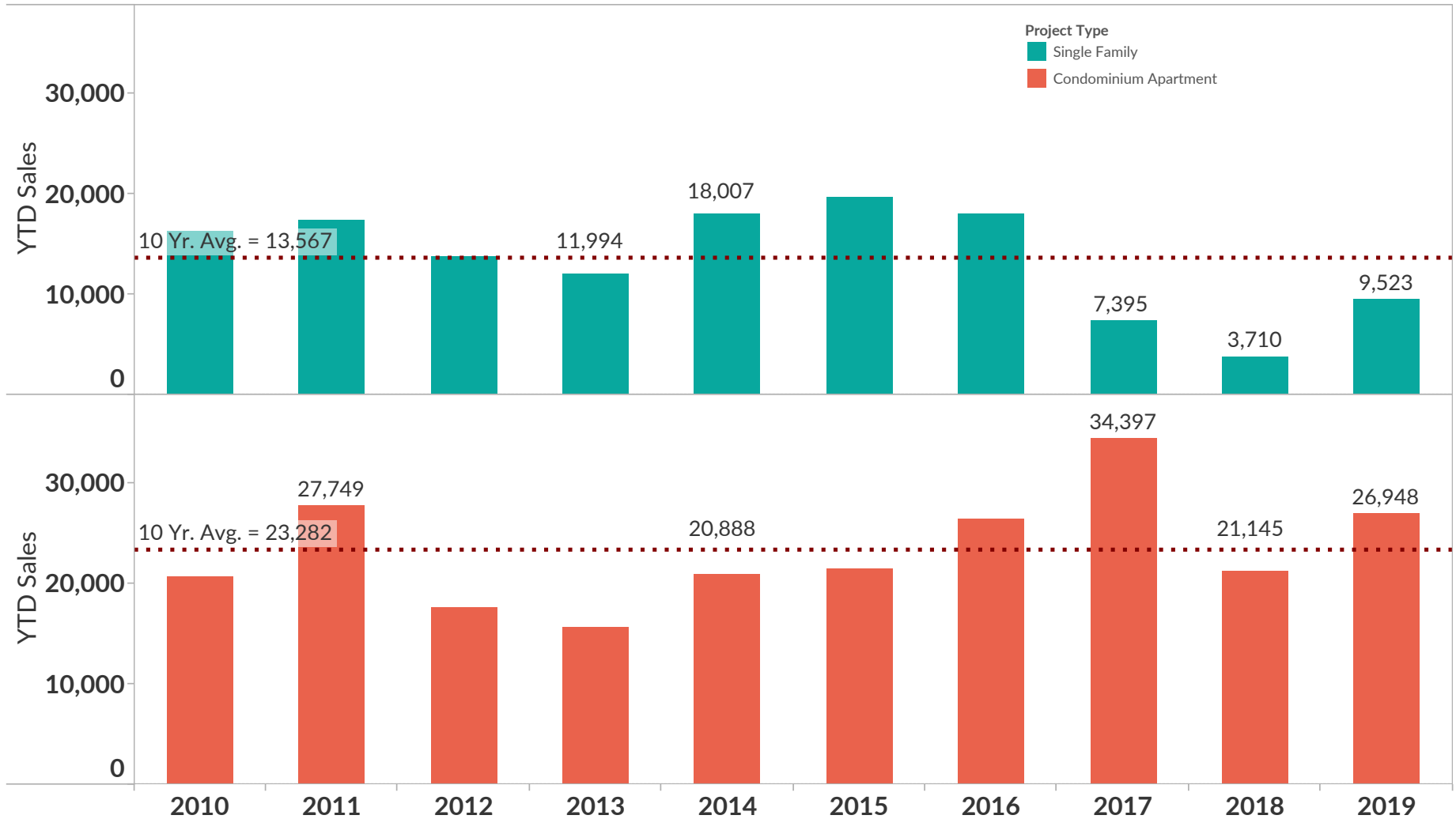
Year to Date Sales

Through the full year of 2019 total sales were 36,471 with Single Family sales of 9,523 increasing +157% (-30% from 10yr avg) and Condominium Apartment sales of 26,948, +27% from the previous year (+16% from 10yr avg).



Year to Date (Jan. to Dec.) New Home Sales

Greater Toronto Area - Jan. to Dec. 2010 to 2019



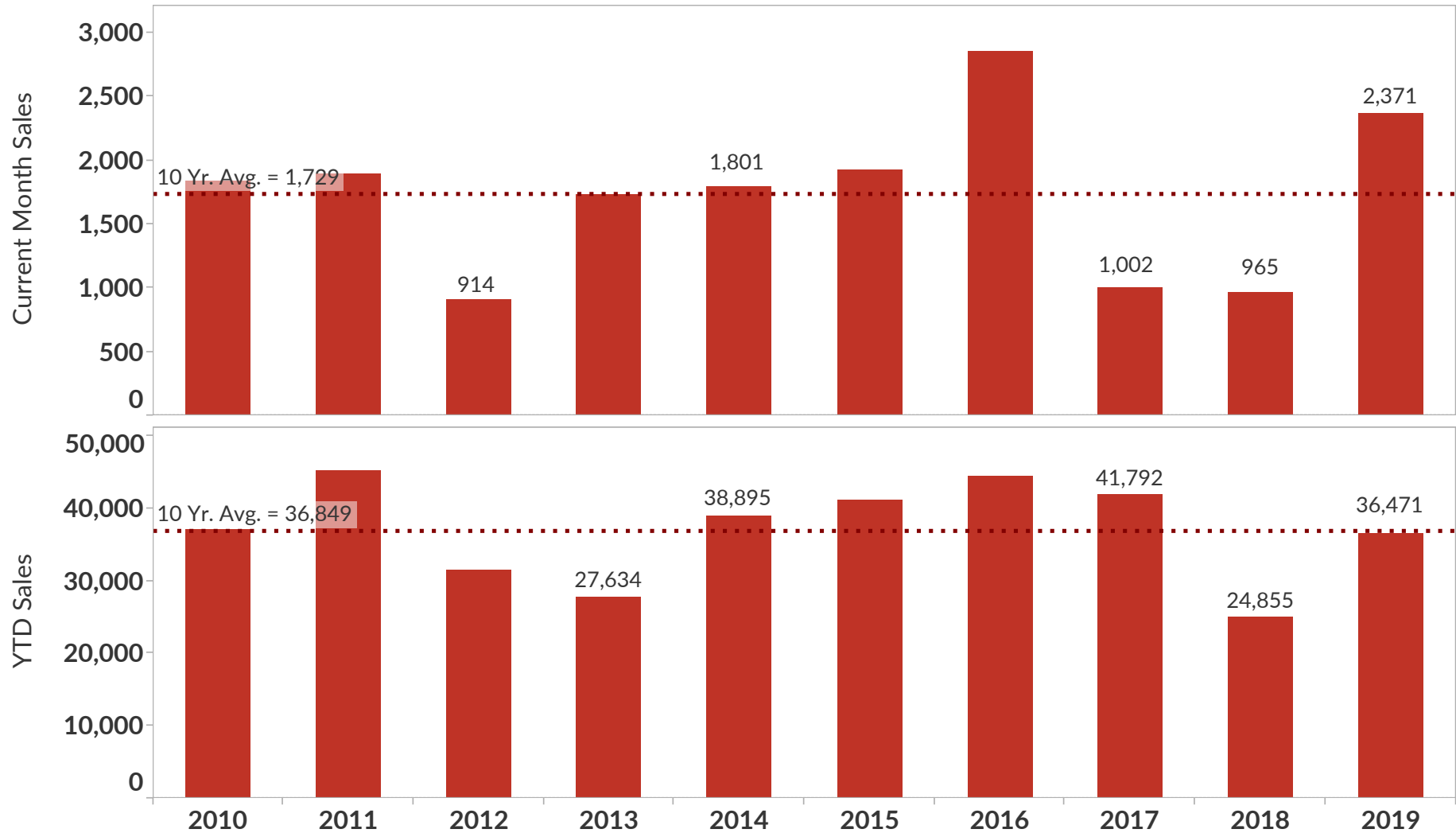
Total New Home Sales

December 2019 Total NH sales of 2,371 were up 146% from December 2018 (+37% from 10yr avg) and Total NH sales in 2019 of 36,471 were up +47% from the same period in 2018 (-1% from 10yr avg).



Total New Home Sales - Current Month & YTD

Greater Toronto Area - Dec. (top chart) & Jan. to Dec. (lower chart) 2010 to 2019

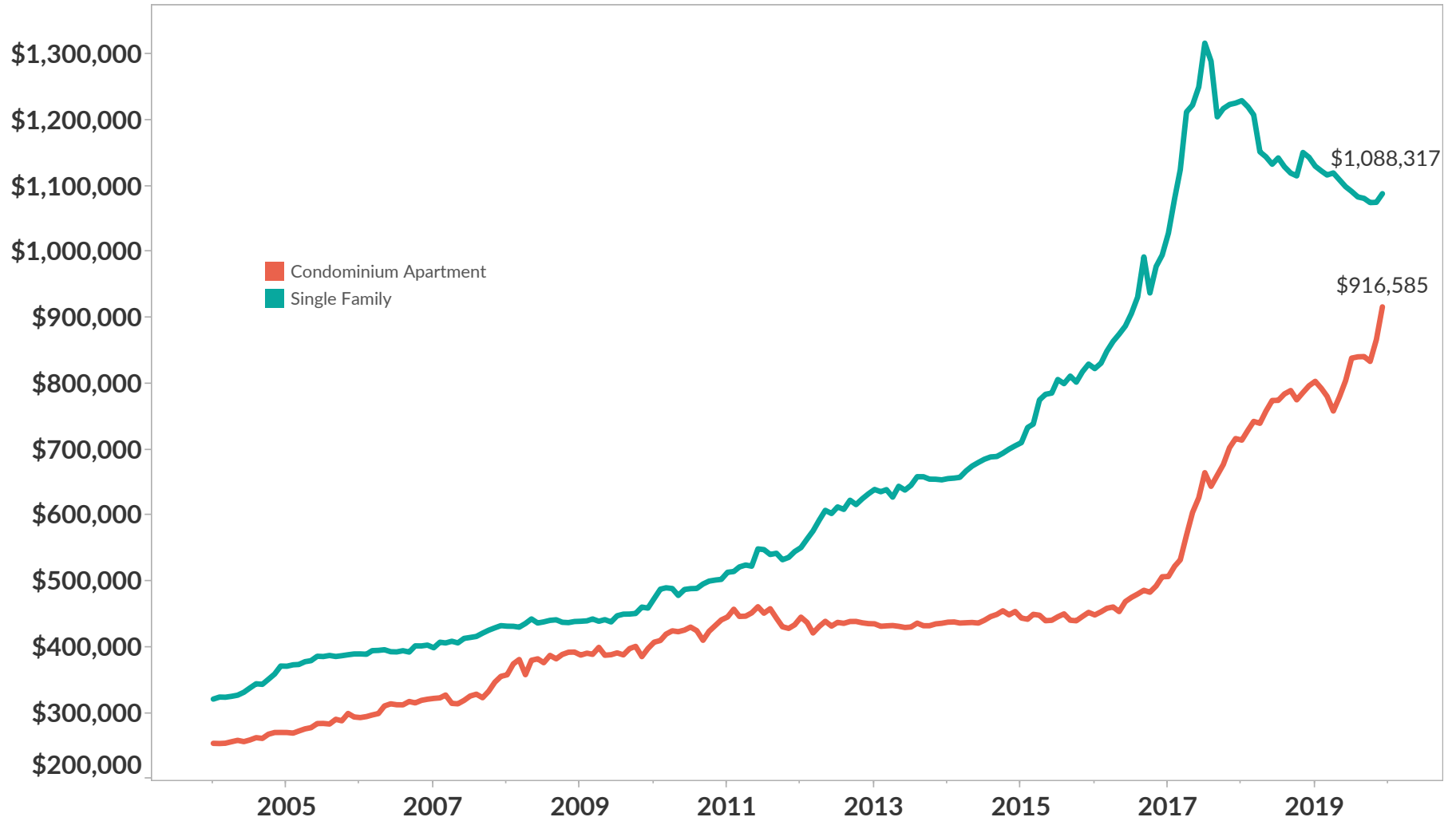


New Home Benchmark Price

The benchmark price was \$1,088,317 for Single Family new homes and \$916,585 for Condominium Apartment new homes at December 31, 2019. The benchmark measures the average asking price of available new homes excluding the extremes.



Monthly New Home Benchmark Price
Greater Toronto Area - January 2004 to December 2019



New Home Price/SF & Unit Size Benchmark

The Condominium Apartment unit size and price/sf components of the new home benchmark price was 925 sf at an average of \$991/sf at December 31, 2019.



Monthly Condominium Apartment Price/SF Benchmark & Unit Size Benchmark

Greater Toronto Area - December 31, 2019



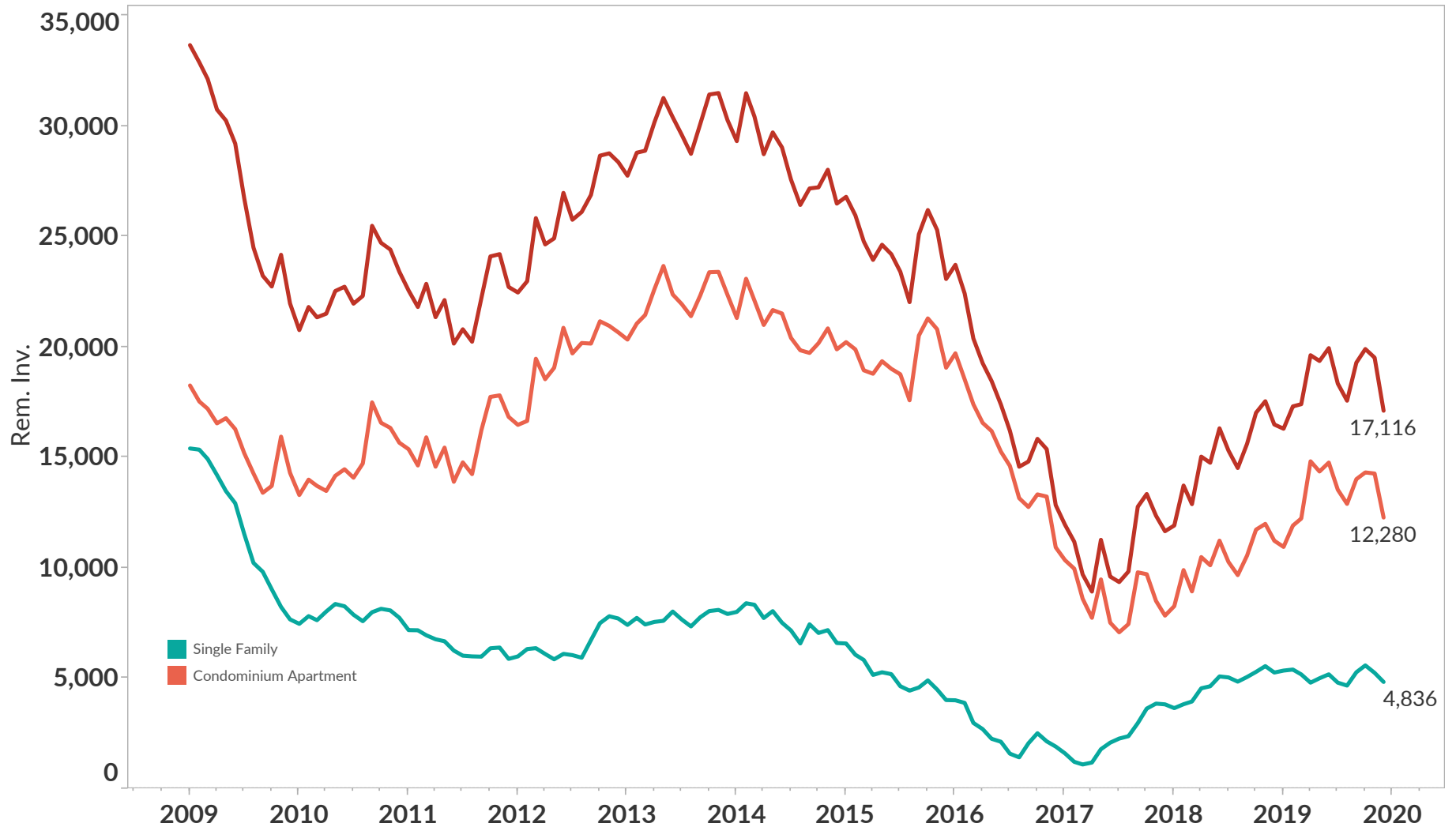
Remaining Inventory

Current total new home remaining inventory is 17,116 units comprised of 12,280 condominium apartment units and 4,836 single family lots. Remaining inventory represents all the available new home choices available to purchasers.



Monthly Remaining Inventory by Project Type

Greater Toronto Area - January 2009 to December 2019



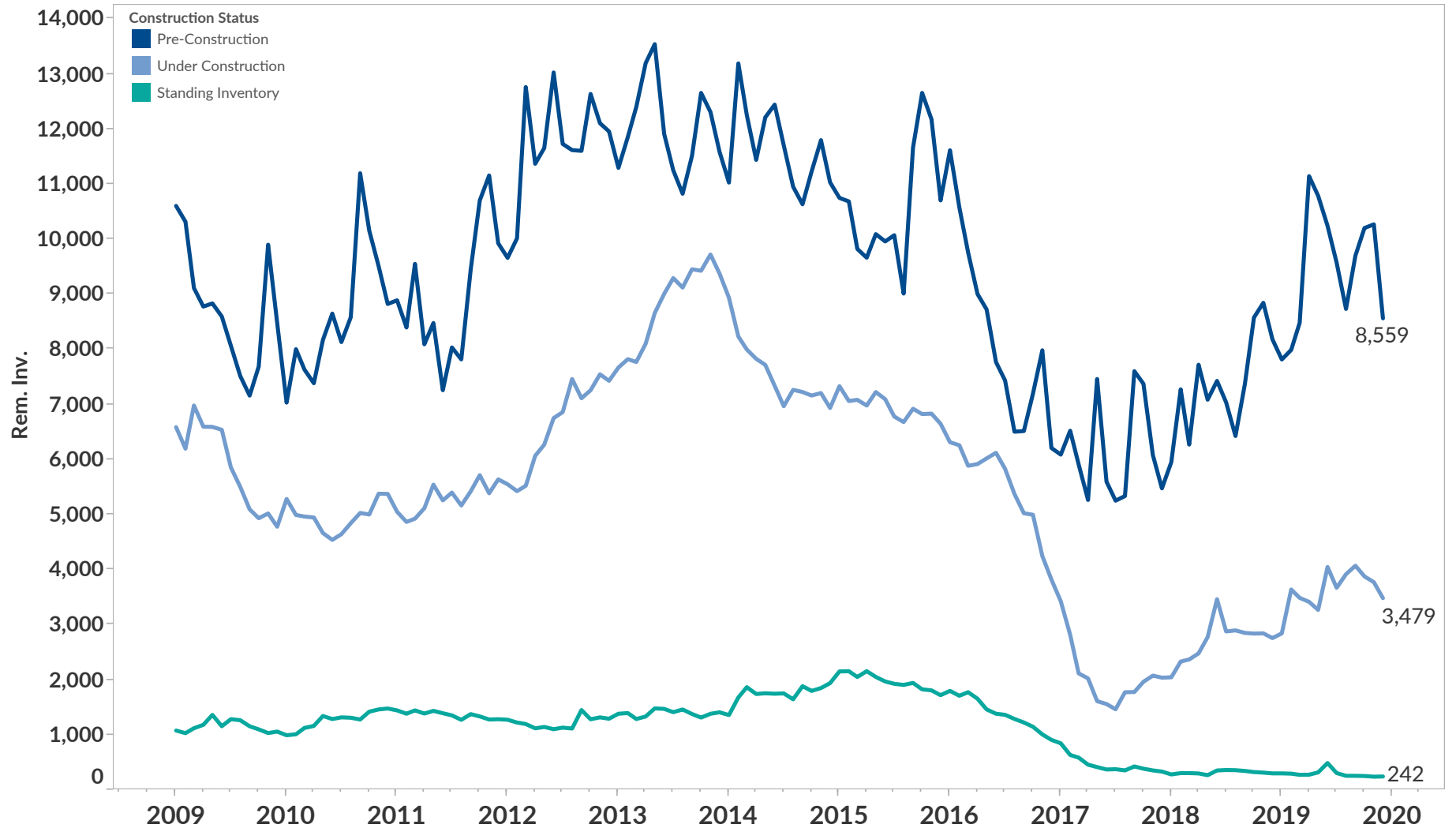
Condominium Apartment Remaining Inventory

Current total new home condominium apartment remaining inventory is 12,280 units comprised of 8,559 units in pre-construction projects, 3,479 units in projects currently under construction and 242 units in completed buildings.



Monthly Condominium Apartment Remaining Inventory by Construction Status

Greater Toronto Area - January 2009 to December 2019



Copyright © Altus Group Limited

Altus Group Limited, makes no representation about the accuracy, completeness, or the suitability of the material represented herein for the particular purposes of any reader and such material may not be copied, duplicated or re-distributed in any form or by any means without the prior written permission of Altus Group Limited. Altus Group Limited assumes no responsibility or liability without limitation for any errors or omissions in the information contained in the material represented. E&O.E.