

Wesdome Announces Kiena Deep A Zone Drilling Returns 326 G/T Gold Over 8.0 Metres

TORONTO, Feb. 10, 2021 (GLOBE NEWSWIRE) -- Wesdome Gold Mines Ltd. (TSX: WDO) ("Wesdome" or the "Company") today announces additional results from underground definition and exploration drilling at the Company's 100% owned Kiena Mine Complex in Val d'Or, Quebec.

Kiena Deep A Zone Drilling

Over the past year, underground drilling was focused on definition drilling of the A Zone, which successfully upgraded a large portion of inferred resources to the indicated category, (see press release dated December 15, 2020). Drilling has since refocused on expansion drilling, not only at the A Zone and VC Zone, but at other prospective targets within the mine area. As part of this exploration focus, initial drilling via seven underground drill rigs has already successfully expanded the size of known mineralized zones (Figures 1 to 3), with follow-up drilling expected to contribute to future resource updates.

The following results are part of the 28,300 m drilled since the close-out date of the last mineral resource estimate update (September 18, 2020) and were therefore not included in that resource estimate.

A Zone Drilling

Highlights of the recent A Zone drilling are listed below and summarized in Table 1.

- 1 Hole 6740W4: 325.9 g/t Au over 8.0 m core length (46.8 g/t Au cut, 5.0 m true width) A2 Zone
- 1 Hole 6740W4: 22.8 g/t Au over 32.8 m core length (14.6 g/t Au cut, 15.0 m true width) A1 Zone
- 1 Hole 6704W3: 24.1 g/t Au over 36.5 m core length (8.4 g/t Au cut, 6.0 m true width) A2 Zone

All assays cut to 90.0 g/t Au. True widths are estimated.

VC1 Zone Drilling

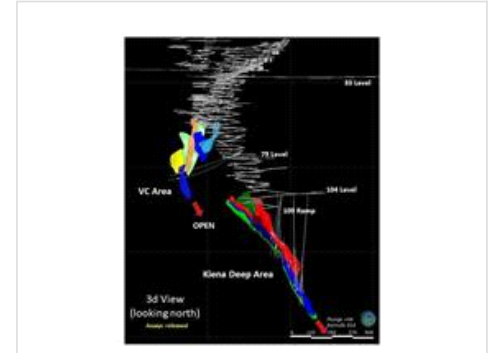
Drilling of the VC1 zone has continued to return a number of high grade intersections and has now confirmed the previous interpretation that the VC1 zone is a separate structure having a different orientation than the A Zone. The mineralization of the VC1 zone has transitioned from a more sulphide-rich variety found in the upper extents of the mine, to a quartz-rich environment with visible gold present at depth. The VC1 zone extends 475 m down plunge from 67 Level to 107 Level, where development and drilling are presently being completed (Figure 2). Hole 6531 (previously released) returned 31.1 g/t Au over 5.1 m (24.3 g/t Au cut over 3.9 m TW) and illustrates the higher grade potential of the VC1 at depth. Recent drill hole 6738C confirms these results, returning 20.0 g/t Au over 4.6 m core length (20.0 g/t Au cut, 4.1 m TW). The VC1 zone remains open at depth and will be a focus for ongoing drilling.

Mr. Duncan Middlemiss, President and CEO, commented, "We are pleased with the many activities on-going at the Kiena Complex. The aggressive underground drilling program has transitioned from definition to exploration drilling and we are already seeing positive results. The A Zones remain open at depth and laterally as well, as shown from the recent drilling with significant intersections on the fringe of the current resource limits.

"We have many exploration targets to test this year, and have in place an aggressive program (in excess of 40,000 metres) to test these targets. Exploration will initially focus on adjacent zones, including the VC and B Zones at depth as these would be accessible from the main ramp and would enhance the current ounces per vertical metre already defined in the A Zone. The most recent drilling shows the potential of extending the high grade VC1 zone to depth. Additionally, there are a number of excellent exploration targets east of the mine area that are accessible from 33 level, and will be part of the 2021 exploration program, of which some targets contain quartz veins with visible gold. We are also currently ramping up a large surface exploration program, with the aim of unlocking additional value on the Kiena property further to the west and east of the Kiena mine initially, and later, over the entire property.

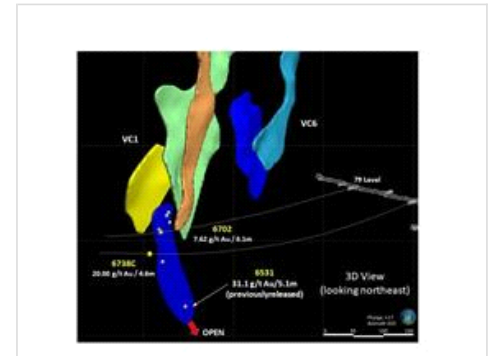
"Finally, we are very satisfied about the successful re-start of the mill to process the A zone bulk sample in December of last year, of which a total of 2,252 ounces of gold have already been poured. More gold from the mill circuit clean-up has been recovered and will be refined later in Q1, followed by the final reconciliation of the bulk sample, once all the information is available. The Kiena infrastructure has been

Figure 1



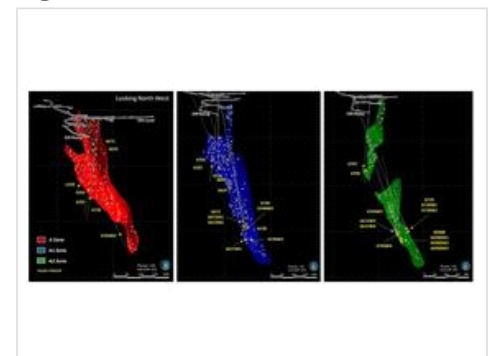
3D View Showing Recent Drilling

Figure 2



3D View of VC Zone Drilling

Figure 3



3D View of A Zone Drilling

well-maintained, and enables a quick restart once a production decision is made. The PFS is progressing well, and we expect to have it completed in Q2, with a possible re-start decision shortly thereafter. The pre-production timeframe is forecast to be less than six months, potentially driving the Kiena Mine into commercial production in Q4 of this year.”

TECHNICAL DISCLOSURE

The technical and geoscientific content of this release has been compiled, reviewed and approved by Bruno Turcotte, P.Geo., (OGQ #453) Senior Project Geologist of the Company and a "Qualified Person" as defined in National Instrument 43-101 -*Standards of Disclosure for Mineral Projects*.

Analytical work was performed by ALS Minerals of Val d'Or (Quebec), a certified commercial laboratory (Accredited Lab #689). Sample preparation was done at ALS Minerals in Val d'Or (Quebec). Assaying was done by fire assay methods with an atomic absorption finish. Any sample assaying >3 g/t Au was rerun by fire assay method with gravimetric finish, and any sample assaying >10 g/t Au was rerun with the metallic sieve method. In addition to laboratory internal duplicates, standards and blanks, the geology department inserts blind duplicates, standards and blanks into the sample stream at a frequency of one in twenty to monitor quality control.

COVID-19

The health and safety of our employees, contractors, vendors, and consultants is the Company's top priority. In response to the COVID-19 outbreak, Wesdome has adopted all public health guidelines regarding safety measures and protocols at all of its mine operations and corporate offices. In addition, our internal COVID-19 Taskforce continues to monitor developments and implement policies and programs intended to protect those who are engaged in business with the Company.

Through care and planning, to date the Company has successfully maintained operations, however there can be no assurance that this will continue despite our best efforts. Future conditions may warrant reduced or suspended production activities which could negatively impact our ability to maintain projected timelines and objectives. Consequently, the Company's actual future production and production guidance is subject to higher levels of risk than usual. We are continuing to closely monitor the situation and will provide updates as they become available.

ABOUT WESDOME

Wesdome Gold Mines has had over 30 years of continuous gold mining operations in Canada. The Company is 100% Canadian focused with a pipeline of projects in various stages of development. The Company's strategy is to build Canada's next intermediate gold producer, producing 200,000+ ounces from two mines in Ontario and Quebec. The Eagle River Complex in Wawa, Ontario is currently producing gold from two mines, the Eagle River Underground Mine and the Mishi Open pit, from a central mill. Wesdome is actively exploring its brownfields asset, the Kiena Complex in Val d'Or, Quebec. The Kiena Complex is a fully permitted former mine with a 930-metre shaft and 2,000 tonne-per-day mill. The Company has further upside at its Moss Lake gold deposit, located 100 kilometres west of Thunder Bay, Ontario. The Company has approximately 139.4 million shares issued and outstanding and trades on the Toronto Stock Exchange under the symbol "WDO".

For further information, please contact:

Duncan Middlemiss
President and CEO
416-360-3743 ext. 2029
duncan.middlemiss@wesdome.com

or

Lindsay Carpenter Dunlop
VP Investor Relations
416-360-3743 ext. 2025
lindsay.dunlop@wesdome.com

220 Bay St, Suite 1200
Toronto, ON, M5J 2W4
Toll Free: 1-866-4-WDO-TSX
Phone: 416-360-3743, Fax: 416-360-7620
Website: www.wesdome.com

This news release contains "forward-looking information" which may include, but is not limited to, statements with respect to the future financial or operating performance of the Company and its projects. Often, but not always, forward-looking statements can be identified by the use of words such as "plans", "expects", "is expected", "budget", "scheduled", "estimates", "forecasts", "intends", "anticipates", or "believes" or variations (including negative variations) of such words and phrases, or state that certain actions, events or results "may", "could", "would", "might" or "will" be taken, occur or be achieved. Forward-looking statements involve known and unknown risks, uncertainties and other factors which may cause the actual results, performance or achievements of the Company to be materially different from any future results, performance or achievements expressed or implied by the forward-looking statements. Forward-looking statements contained herein are made as of the date of this press release and the Company disclaims any obligation to update any forward-looking statements, whether as a result of new information, future events or results or otherwise. There can be no assurance that forward-looking statements will prove to be accurate, as actual results and future events could differ materially from those anticipated in such statements. The Company undertakes no obligation to update forward-looking statements if circumstances, management's estimates or opinions should change, except as required by securities legislation. Accordingly, the reader is cautioned not to place undue reliance on forward-looking statements. The Company has included in this news release certain non-IFRS performance measures, including, but not limited to, mine operating profit, mining and processing costs and cash costs. Cash costs per ounce reflect actual mine operating costs incurred during the fiscal period divided by the number of ounces produced. These measures are not defined under IFRS and therefore should not be considered in isolation or as an alternative to or more meaningful than, net income (loss) or cash flow from operating activities as determined in accordance with IFRS as an indicator of our financial performance or liquidity. The Company believes that, in addition to conventional measures prepared in accordance with IFRS, certain investors use this information to evaluate the Company's performance and ability to generate cash flow.

Table 1: Kiena Complex Drilling Assay and Composite Results

Composites

Hole No.	From (m)	To (m)	Core Length (m)	Estimated True width (m)	Grade (g/t Au)	Cut Grade (90 g/t Au)	Name Zone
6702	338.4	344.5	6.1	3.6	7.62	7.62	VC1 Zone
6738C	516.0	520.6	4.6	4.1	20.00	20.00	VC1 Zone
6670	128.3	134.3	6.0	3.8	11.50	11.50	A Zone
6671	109.0	114.8	5.8	3.6	48.68	19.26	A Zone
6704W2	160.0	165.2	5.2	2.5	6.90	6.90	A Zone
6705	265.3	268.9	3.6	3.2	7.27	7.27	A Zone
6707	290.9	294.7	3.8	2.9	25.56	25.56	A Zone
6709	255.8	259.8	4.0	2.8	40.57	14.92	A Zone
6718	371.0	375.9	4.9	4.5	12.46	12.46	A Zone
6672	542.0	567.2	25.2	9.6	6.09	6.09	A1 Zone
6672W1	291.6	310.6	19.0	7.7	9.32	9.32	A1 Zone
6672W2	172.8	194.3	21.5	9.9	14.07	14.07	A1 Zone
6677W1	258.6	264.0	5.4	3.1	19.03	19.03	A1 Zone
6687	307.1	312.0	4.9	4.4	43.70	39.46	A1 Zone
6705	272.9	279.3	6.4	5.5	44.10	25.20	A1 Zone
6707	299.2	304.2	5.0	3.9	23.43	23.43	A1 Zone
6736	305.4	310.4	5.0	3.9	12.55	12.55	A1 Zone
6737	448.1	458.3	10.2	3.0	20.23	15.88	A1 Zone
6739	624.6	646.5	21.9	6.1	17.72	10.75	A1 Zone
6740	586.7	592.4	5.7	3.2	15.92	14.71	A1 Zone
6740W2	258.5	263.9	5.4	4.0	8.71	8.71	A1 Zone
6740W4	304.2	337.0	32.8	15.0	22.83	14.57	A1 Zone
6672W3	229.4	232.1	2.7	2	21.42	21.42	A2 Zone
6672W4	214.6	218.4	3.8	1.5	21.14	19.58	A2 Zone
6690B	670.6	673.7	3.1	1.0	36.99	26.41	A2 Zone
6690BW1	162.4	165.2	2.8	1.5	36.5	28.79	A2 Zone
6690BW2	141.2	154.5	13.3	7.0	19.83	18.7	A2 Zone
6690BW3	215.2	219.8	4.6	2.8	9.81	9.81	A2 Zone
6704W3	258.0	294.5	36.5	6.0	24.12	8.37	A2 Zone
6706	326.4	330.4	4.0	3.0	79.09	27.39	A2 Zone
6707	308.7	312.0	3.3	2.8	13.50	13.50	A2 Zone
6739	660.3	665.2	4.9	3.0	27.36	27.36	A2 Zone
6739W1	175.1	182.0	6.9	2.7	33.99	30.44	A2 Zone
6739W2	212.0	218.2	6.2	2.5	58.62	26.43	A2 Zone
6740W4	349.0	357.0	8.0	5.0	325.93	46.80	A2 Zone

* Metallic Sieve Analysis Pending

Assays

Hole No.	From (m)	To (m)	Core Length (m)	Grade (g/t Au)	Cut Grade (90 g/t Au)	Name Zone
6670	128.3	129.3	1.0	6.99	6.99	A Zone
6670	129.3	130.3	1.0	7.52	7.52	A Zone
6670	130.3	131.3	1.0	17.10	17.10	A Zone
6670	131.3	132.3	1.0	6.64	6.64	A Zone
6670	132.3	133.0	0.7	8.33	8.33	A Zone
6670	133.0	133.6	0.6	2.67	2.67	A Zone
6670	133.6	134.3	0.8	31.30	31.30	A Zone

6671	109.0	109.7	0.7	7.59	7.59	A Zone
6671	109.7	110.4	0.7	3.68	3.68	A Zone
6671	110.4	111.4	1.0	14.40	14.40	A Zone
6671	111.4	112.1	0.7	16.95	16.95	A Zone
6671	112.1	112.7	0.6	0.02	0.02	A Zone
6671	112.7	113.3	0.6	0.07	0.07	A Zone
6671	113.3	113.9	0.6	0.07	0.07	A Zone
6671	113.9	114.8	0.8	289.00	90.00	A Zone

6672	542.0	543.4	1.4	41.50	41.50	A1 Zone
6672	543.4	544.4	1.0	9.39	9.39	A1 Zone
6672	544.4	545.4	1.0	0.29	0.29	A1 Zone
6672	545.4	546.4	1.0	28.10	28.10	A1 Zone
6672	546.4	547.4	1.0	0.63	0.63	A1 Zone
6672	547.4	548.4	1.0	0.16	0.16	A1 Zone
6672	548.4	549.4	1.0	0.32	0.32	A1 Zone
6672	549.4	550.4	1.0	0.35	0.35	A1 Zone
6672	550.4	551.4	1.0	0.06	0.06	A1 Zone
6672	551.4	552.4	1.0	0.05	0.05	A1 Zone
6672	552.4	553.4	1.0	0.04	0.04	A1 Zone
6672	553.4	554.3	0.9	0.07	0.07	A1 Zone
6672	554.3	555.1	0.9	0.07	0.07	A1 Zone
6672	555.1	556.1	1.0	5.58	5.58	A1 Zone
6672	556.1	557.1	1.0	4.42	4.42	A1 Zone
6672	557.1	558.0	0.9	0.35	0.35	A1 Zone
6672	558.0	559.0	1.0	0.10	0.10	A1 Zone
6672	559.0	560.0	1.0	1.42	1.42	A1 Zone
6672	560.0	560.7	0.7	10.15	10.15	A1 Zone
6672	560.7	561.4	0.7	20.30	20.30	A1 Zone
6672	561.4	562.1	0.7	10.70	10.70	A1 Zone
6672	562.1	562.7	0.6	0.28	0.28	A1 Zone
6672	562.7	563.7	1.0	0.16	0.16	A1 Zone
6672	563.7	564.7	1.0	4.30	4.30	A1 Zone
6672	564.7	565.5	0.8	4.50	4.50	A1 Zone
6672	565.5	566.4	0.9	4.14	4.14	A1 Zone
6672	566.4	567.2	0.8	4.05	4.05	A1 Zone

6672W1	291.6	292.6	1.0	71.70	71.70	A1 Zone
6672W1	292.6	293.6	1.0	27.10	27.10	A1 Zone
6672W1	293.6	294.6	1.0	17.00	17.00	A1 Zone
6672W1	294.6	295.6	1.0	8.14	8.14	A1 Zone
6672W1	295.6	296.6	0.9	1.13	1.13	A1 Zone
6672W1	296.6	297.5	0.9	0.32	0.32	A1 Zone
6672W1	297.5	298.5	1.0	0.08	0.08	A1 Zone
6672W1	298.5	299.2	0.7	0.62	0.62	A1 Zone
6672W1	299.2	300.0	0.8	0.60	0.60	A1 Zone
6672W1	300.0	301.0	1.0	1.55	1.54	A1 Zone
6672W1	301.0	301.7	0.6	0.19	0.19	A1 Zone
6672W1	301.7	302.5	0.9	0.92	0.92	A1 Zone
6672W1	302.5	303.4	0.9	6.34	6.34	A1 Zone
6672W1	303.4	304.3	0.9	2.85	2.85	A1 Zone
6672W1	304.3	305.1	0.8	0.76	0.76	A1 Zone
6672W1	305.1	306.0	0.9	1.51	1.50	A1 Zone
6672W1	306.0	307.0	1.0	3.29	3.29	A1 Zone
6672W1	307.0	307.6	0.6	1.47	1.47	A1 Zone
6672W1	307.6	308.6	1.0	4.16	4.16	A1 Zone
6672W1	308.6	309.6	1.0	17.25	17.25	A1 Zone
6672W1	309.6	310.6	1.0	12.45	12.45	A1 Zone

6672W2	172.8	173.8	1.0	76.50	76.50	A2 Zone
6672W2	173.8	174.8	1.0	4.32	4.32	A2 Zone
6672W2	174.8	175.3	0.5	14.15	14.15	A2 Zone
6672W2	175.3	176.3	1.0	72.30	72.30	A2 Zone
6672W2	176.3	177.3	1.0	16.70	16.70	A2 Zone
6672W2	177.3	178.3	1.0	18.50	18.50	A2 Zone
6672W2	178.3	179.3	1.0	3.09	3.09	A2 Zone
6672W2	179.3	180.3	1.0	0.59	0.59	A2 Zone
6672W2	180.3	181.3	1.0	42.60	42.60	A2 Zone
6672W2	181.3	182.3	1.0	1.47	1.47	A2 Zone
6672W2	182.3	183.3	1.0	0.27	0.27	A2 Zone

6672W2	183.3	184.3	1.0	7.17	7.17	A2 Zone
6672W2	184.3	185.3	1.0	0.71	0.71	A2 Zone
6672W2	185.3	186.3	0.9	8.19	8.18	A2 Zone
6672W2	186.3	187.3	1.1	0.37	0.37	A2 Zone
6672W2	187.3	188.4	1.0	1.12	1.12	A2 Zone
6672W2	188.4	189.3	1.0	0.19	0.19	A2 Zone
6672W2	189.3	190.3	1.0	5.42	5.42	A2 Zone
6672W2	190.3	191.3	1.0	0.73	0.73	A2 Zone
6672W2	191.3	192.3	1.0	5.66	5.66	A2 Zone
6672W2	192.3	193.3	1.0	11.80	11.80	A2 Zone
6672W2	193.3	194.3	1.0	18.15	18.15	A2 Zone

6672W3	229.4	230.1	0.7	60.10	60.10	A2 Zone
6672W3	230.1	231.1	1.0	0.06	0.06	A2 Zone
6672W3	231.1	232.1	1.0	15.70	15.70	A2 Zone

6672W4	214.6	215.6	1.0	0.11	0.11	A1 Zone
6672W4	215.6	216.6	1.0	0.16	0.16	A1 Zone
6672W4	216.6	217.6	1.0	2.15	2.15	A1 Zone
6672W4	217.6	218.4	0.8	97.40	90.00	A1 Zone

6677W1	258.6	259.6	1.0	3.10	3.10	A1 Zone
6677W1	259.6	260.7	1.0	4.90	4.90	A1 Zone
6677W1	260.7	261.7	1.0	27.30	27.30	A1 Zone
6677W1	261.7	263.0	1.4	48.40	48.40	A1 Zone
6677W1	263.0	264.0	1.0	1.87	1.86	A1 Zone

6687	307.1	307.9	0.8	116.00	90.00	A Zone
6687	307.9	308.7	0.8	18.25	18.25	A Zone
6687	308.7	309.5	0.8	59.80	59.80	A Zone
6687	309.5	310.1	0.6	42.70	42.70	A Zone
6687	310.1	311.0	0.9	23.70	23.70	A Zone
6687	311.0	312.0	1.0	11.95	11.95	A Zone

6690B	670.6	671.4	0.8	131.00	90.00	A2 Zone
6690B	671.4	672.7	1.3	7.16	7.16	A2 Zone
6690B	672.7	673.7	1.0	0.56	0.56	A2 Zone

6690BW1	162.4	163.4	1.0	7.12	7.12	A2 Zone
6690BW1	163.4	164.2	0.8	117.00	90.00	A2 Zone
6690BW1	164.2	165.2	1.0	1.49	1.49	A2 Zone

6690BW2	141.2	142.2	1.0	105.00	90.00	A2 Zone
6690BW2	142.2	143.2	1.0	40.90	40.90	A2 Zone
6690BW2	143.2	144.2	1.0	19.15	19.15	A2 Zone
6690BW2	144.2	145.2	1.0	2.24	2.24	A2 Zone
6690BW2	145.2	146.0	0.8	6.28	6.28	A2 Zone
6690BW2	146.0	147.0	1.0	16.05	16.05	A2 Zone
6690BW2	147.0	148.0	1.0	3.52	3.52	A2 Zone
6690BW2	148.0	149.0	1.0	1.45	1.45	A2 Zone
6690BW2	149.0	150.0	1.0	2.95	2.95	A2 Zone
6690BW2	150.0	151.5	1.5	4.89	4.89	A2 Zone
6690BW2	151.5	152.5	1.0	51.50	51.50	A2 Zone
6690BW2	152.5	153.5	1.0	3.00	3.00	A2 Zone
6690BW2	153.5	154.5	1.0	5.58	5.58	A2 Zone

6690BW3	215.2	216.2	1.0	1.30	1.30	A2 Zone
6690BW3	216.2	217.2	1.0	39.30	39.30	A2 Zone
6690BW3	217.2	218.4	1.2	0.57	0.57	A2 Zone
6690BW3	218.4	219.6	1.2	1.59	1.58	A2 Zone

6702	338.5	339.5	1.0	16.45	16.45	VC1 Zone
------	-------	-------	-----	-------	-------	----------

6702	339.5	340.5	1.0	5.06	5.06	VC1 Zone
6702	340.5	341.5	1.0	0.02	0.02	VC1 Zone
6702	341.5	342.5	1.0	4.19	4.19	VC1 Zone
6702	342.5	343.5	1.0	5.35	5.35	VC1 Zone
6702	343.5	344.5	1.0	14.65	14.65	VC1 Zone

6704W2	160.0	161.0	1.0	1.26	1.25	A Zone
6704W2	161.0	162.0	1.0	0.81	0.81	A Zone
6704W2	162.0	162.8	0.8	0.12	0.12	A Zone
6704W2	162.8	163.6	0.8	22.20	22.20	A Zone
6704W2	163.6	164.2	0.6	0.06	0.06	A Zone
6704W2	164.2	165.2	1.0	15.95	15.95	A Zone

6704W3	258.0	258.8	0.8	448.00	90.00	A2 Zone
6704W3	258.8	259.5	0.7	41.40	41.40	A2 Zone
6704W3	259.5	260.3	0.8	1.21	1.21	A2 Zone
6704W3	260.3	261.1	0.8	255.00	90.00	A2 Zone
6704W3	261.1	262.0	0.9	264.00	90.00	A2 Zone
6704W3	262.0	262.8	0.8	2.28	2.28	A2 Zone
6704W3	262.8	263.7	0.9	0.23	0.23	A2 Zone
6704W3	263.7	264.5	0.8	1.35	1.35	A2 Zone
6704W3	264.5	265.5	1.0	0.08	0.08	A2 Zone
6704W3	265.5	266.5	1.0	0.18	0.18	A2 Zone
6704W3	266.5	267.5	1.0	0.09	0.09	A2 Zone
6704W3	267.5	268.5	1.0	0.10	0.10	A2 Zone
6704W3	268.5	269.5	1.0	0.05	0.05	A2 Zone
6704W3	269.5	270.5	1.0	0.07	0.07	A2 Zone
6704W3	270.5	271.5	1.0	3.89	3.89	A2 Zone
6704W3	271.5	272.5	1.0	1.15	1.15	A2 Zone
6704W3	272.5	273.5	1.0	0.32	0.32	A2 Zone
6704W3	273.5	274.5	1.0	0.05	0.05	A2 Zone
6704W3	274.5	275.5	1.0	2.82	2.82	A2 Zone
6704W3	275.5	276.5	1.0	0.04	0.04	A2 Zone
6704W3	276.5	277.5	1.0	0.07	0.07	A2 Zone
6704W3	277.5	278.5	1.0	0.02	0.02	A2 Zone
6704W3	278.5	279.5	1.0	0.03	0.03	A2 Zone
6704W3	279.5	280.5	1.0	0.03	0.03	A2 Zone
6704W3	280.5	281.5	1.0	0.03	0.03	A2 Zone
6704W3	281.5	282.5	1.0	0.10	0.10	A2 Zone
6704W3	282.5	283.5	1.0	0.51	0.51	A2 Zone
6704W3	283.5	284.5	1.0	0.55	0.55	A2 Zone
6704W3	284.5	285.5	1.0	0.54	0.54	A2 Zone
6704W3	285.5	286.2	0.7	0.04	0.04	A2 Zone
6704W3	286.2	287.0	0.8	2.00	2.00	A2 Zone
6704W3	287.0	287.7	0.7	0.52	0.52	A2 Zone
6704W3	287.7	288.7	1.0	0.10	0.10	A2 Zone
6704W3	288.7	289.7	1.0	0.09	0.09	A2 Zone
6704W3	289.7	290.7	1.0	6.09	6.09	A2 Zone
6704W3	290.7	291.7	1.0	0.92	0.92	A2 Zone
6704W3	291.7	292.7	1.0	0.92	0.92	A2 Zone
6704W3	292.7	293.7	1.0	0.27	0.27	A2 Zone
6704W3	293.7	294.5	0.8	32.90	32.90	A2 Zone

6705	265.3	266.1	0.8	278.00	90.00	A Zone
6705	266.1	267.0	0.9	10.25	10.25	A Zone
6705	267.0	267.9	0.9	0.25	0.25	A Zone
6705	267.9	268.9	1.0	0.10	0.10	A Zone

6705	272.9	273.6	0.7	71.70	73.50	A1 Zone
6705	273.6	274.6	1.0	210.00	90.00	A1 Zone
6705	274.6	275.6	1.0	1.03	1.03	A1 Zone
6705	275.6	276.6	1.0	8.58	8.58	A1 Zone

6705	276.6	277.6	1.0	1.57	1.57	A1 Zone
6705	277.6	278.6	1.0	0.11	0.11	A1 Zone
6705	278.6	279.3	0.6	13.15	13.15	A1 Zone
6706	326.4	327.5	1.1	278.00	90.00	A2 Zone
6706	327.5	328.5	1.0	10.25	10.25	A2 Zone
6706	328.5	329.3	0.8	0.25	0.25	A2 Zone
6706	329.3	330.4	1.1	0.10	0.10	A2 Zone
6707	290.9	291.9	1.0	53.70	53.70	A Zone
6707	291.9	292.9	1.0	20.30	20.30	A Zone
6707	292.9	293.9	1.0	19.70	19.70	A Zone
6707	293.9	294.7	0.8	4.27	4.27	A Zone
6707	299.2	300.2	1.0	2.28	2.28	A1 Zone
6707	300.2	301.2	1.0	72.90	72.90	A1 Zone
6707	301.2	302.2	1.0	39.20	39.20	A1 Zone
6707	302.2	303.2	1.0	0.18	0.18	A1 Zone
6707	303.2	304.2	1.0	2.57	2.57	A1 Zone
6707	308.7	309.4	0.7	62.80	62.80	A2 Zone
6707	309.4	310.0	0.6	0.04	0.04	A2 Zone
6707	310.0	311.0	1.0	0.04	0.04	A2 Zone
6707	311.0	312.0	1.0	0.53	0.53	A2 Zone
6709	255.8	256.8	1.0	2.61	2.61	A Zone
6709	256.8	257.4	0.6	261.00	90.00	A Zone
6709	257.4	258.2	0.8	0.09	0.09	A Zone
6709	258.2	259.0	0.8	0.11	0.11	A Zone
6709	259.0	259.8	0.8	3.62	3.62	A Zone
6718	371.0	372.0	1.0	4.40	4.40	A Zone
6718	372.0	373.0	1.0	0.02	0.02	A Zone
6718	373.0	374.0	1.0	0.15	0.15	A Zone
6718	374.0	375.0	1.0	3.82	3.82	A Zone
6718	375.0	375.9	0.9	58.50	58.50	A Zone
6736	305.4	306.4	1.0	10.05	10.05	A1 Zone
6736	306.4	307.4	1.0	2.33	2.33	A1 Zone
6736	307.4	308.4	1.0	13.85	13.85	A1 Zone
6736	308.4	309.4	1.0	23.90	23.90	A1 Zone
6736	309.4	310.4	1.0	12.60	12.60	A1 Zone
6737	448.1	449.0	0.9	47.40	47.40	A1 Zone
6737	449.0	450.0	1.0	0.06	0.06	A1 Zone
6737	450.0	451.0	1.0	0.53	0.53	A1 Zone
6737	451.0	452.0	1.0	0.10	0.10	A1 Zone
6737	452.0	453.2	1.2	0.10	0.10	A1 Zone
6737	453.2	454.5	1.3	0.16	0.16	A1 Zone
6737	454.5	455.5	1.0	5.85	5.85	A1 Zone
6737	455.5	456.5	1.0	4.28	4.28	A1 Zone
6737	456.5	457.1	0.6	0.20	0.20	A1 Zone
6737	457.1	458.3	1.2	127.00	90.00	A1 Zone
6738C	516.0	517.0	1.0	38.10	38.10	VC1 Zone
6738C	517.0	517.7	0.7	14.20	14.20	VC1 Zone
6738C	517.7	518.5	0.8	46.10	46.10	VC1 Zone
6738C	518.5	519.2	0.7	0.17	0.17	VC1 Zone
6738C	519.2	519.9	0.7	0.07	0.07	VC1 Zone
6738C	519.9	520.6	0.7	9.87	9.87	VC1 Zone
6739	624.6	625.6	1.0	43.90	43.90	A1 Zone

6739	625.6	626.6	1.0	0.33	0.33	A1 Zone
6739	626.6	627.6	1.0	12.40	12.40	A1 Zone
6739	627.6	628.6	1.0	5.13	5.13	A1 Zone
6739	628.6	629.6	1.0	0.78	0.78	A1 Zone
6739	629.6	630.6	1.0	0.11	0.11	A1 Zone
6739	630.6	631.6	1.0	3.67	3.67	A1 Zone
6739	631.6	632.6	1.0	17.20	17.20	A1 Zone
6739	632.6	633.6	1.0	1.88	1.88	A1 Zone
6739	633.6	634.6	1.0	7.34	7.34	A1 Zone
6739	634.6	635.6	1.0	0.62	0.62	A1 Zone
6739	635.6	636.6	1.0	3.12	3.12	A1 Zone
6739	636.6	637.6	1.0	1.92	1.92	A1 Zone
6739	637.6	638.4	0.8	1.82	1.82	A1 Zone
6739	638.4	639.1	0.7	308.00	90.00	A1 Zone
6739	639.1	639.7	0.6	4.83	4.83	A1 Zone
6739	639.7	640.3	0.6	0.40	0.40	A1 Zone
6739	640.3	641.3	1.0	0.92	0.92	A1 Zone
6739	641.3	642.3	1.0	0.09	0.09	A1 Zone
6739	642.3	642.9	0.6	2.35	2.35	A1 Zone
6739	642.9	643.5	0.6	8.34	8.34	A1 Zone
6739	643.5	644.5	1.0	1.49	1.49	A1 Zone
6739	644.5	645.5	1.0	6.70	6.70	A1 Zone
6739	645.5	646.5	1.0	53.90	53.90	A1 Zone

6739	660.3	661.3	1.0	0.96	0.96	A2 Zone
6739	661.3	662.3	1.0	17.05	17.05	A2 Zone
6739	662.3	663.3	1.0	2.30	2.30	A2 Zone
6739	663.3	664.2	0.9	57.40	57.40	A2 Zone
6739	664.2	665.2	1.0	62.10	62.10	A2 Zone

6739W1	175.1	176.0	0.9	23.00	23.00	A2 Zone
6739W1	176.0	177.0	1.0	108.00	90.00	A2 Zone
6739W1	177.0	178.0	1.0	1.24	1.24	A2 Zone
6739W1	178.0	179.0	1.0	3.81	3.81	A2 Zone
6739W1	179.0	180.0	1.0	0.72	0.72	A2 Zone
6739W1	180.0	181.0	1.0	96.50	90.00	A2 Zone
6739W1	181.0	182.0	1.0	3.56	3.56	A2 Zone

6739W2	212.0	212.8	0.8	185.50	90.00	A2 Zone
6739W2	212.8	213.5	0.7	1.23	1.23	A2 Zone
6739W2	213.5	214.3	0.8	244.00	90.00	A2 Zone
6739W2	214.3	214.9	0.6	6.39	6.39	A2 Zone
6739W2	214.9	215.8	0.9	8.34	8.34	A2 Zone
6739W2	215.8	216.7	0.9	0.86	0.86	A2 Zone
6739W2	216.7	217.4	0.7	7.39	7.39	A2 Zone
6739W2	217.4	218.2	0.8	2.16	2.16	A2 Zone

6740	586.7	587.7	1.0	6.32	6.32	A1 Zone
6740	587.7	588.7	1.0	0.66	0.66	A1 Zone
6740	588.7	589.7	1.0	21.60	21.60	A1 Zone
6740	589.7	590.3	0.6	101.50	90.00	A1 Zone
6740	590.3	591.4	1.1	0.12	0.12	A1 Zone
6740	590.3	591.4	1.1	1.16	1.16	A1 Zone

6740W2	258.5	259.4	0.9	14.55	14.55	A1 Zone
6740W2	259.4	260.3	0.9	1.84	1.84	A1 Zone
6740W2	260.3	261.3	1.0	31.20	31.20	A1 Zone
6740W2	261.3	262.6	1.3	0.51	0.51	A1 Zone
6740W2	262.6	263.9	1.3	0.31	0.31	A1 Zone

6740W4	304.2	305.4	1.2	12.40	12.40	A1 Zone
6740W4	305.4	306.6	1.2	5.97	5.97	A1 Zone

6740W4	306.6	307.8	1.2	1.14	1.14	A1 Zone
6740W4	307.8	309.0	1.2	0.15	0.15	A1 Zone
6740W4	309.0	310.2	1.2	1.53	1.53	A1 Zone
6740W4	310.2	311.4	1.2	6.26	6.26	A1 Zone
6740W4	311.4	312.6	1.2	34.50	34.50	A1 Zone
6740W4	312.6	313.5	0.9	391.00	90.00	A1 Zone
6740W4	313.5	314.5	1.0	59.40	59.40	A1 Zone
6740W4	314.5	315.5	1.0	23.30	23.30	A1 Zone
6740W4	315.5	316.5	1.0	30.80	30.80	A1 Zone
6740W4	316.5	317.5	1.0	23.70	23.70	A1 Zone
6740W4	317.5	318.5	1.0	20.70	20.70	A1 Zone
6740W4	318.5	319.5	1.0	10.55	10.55	A1 Zone
6740W4	319.5	320.5	1.0	13.65	13.65	A1 Zone
6740W4	320.5	322.0	1.5	1.86	1.86	A1 Zone
6740W4	322.0	323.5	1.5	3.54	3.54	A1 Zone
6740W4	323.5	325.0	1.5	5.18	5.18	A1 Zone
6740W4	325.0	326.5	1.5	2.78	2.78	A1 Zone
6740W4	326.5	327.6	1.1	3.45	3.45	A1 Zone
6740W4	327.6	328.4	0.8	0.93	0.93	A1 Zone
6740W4	328.4	329.2	0.8	2.00	2.00	A1 Zone
6740W4	329.2	330.0	0.8	14.65	14.65	A1 Zone
6740W4	330.0	331.0	1.0	2.04	2.04	A1 Zone
6740W4	331.0	332.0	1.0	2.54	2.54	A1 Zone
6740W4	332.0	333.0	1.0	11.30	11.30	A1 Zone
6740W4	333.0	334.0	1.0	81.60	81.60	A1 Zone
6740W4	334.0	335.0	1.0	1.43	1.43	A1 Zone
6740W4	335.0	336.0	1.0	1.73	1.73	A1 Zone
6740W4	336.0	337.0	1.0	4.93	4.93	A1 Zone

6740W4	349.0	350.1	1.1	11.40	11.40	A2 Zone
6740W4	350.1	350.9	0.8	0.43	0.43	A2 Zone
6740W4	350.9	351.9	1.0	5.82	5.82	A2 Zone
6740W4	351.9	353.0	1.1	0.01	0.01	A2 Zone
6740W4	353.0	354.0	1.0	395.00	90.00	A2 Zone
6740W4	354.0	355.0	1.0	385.00	90.00	A2 Zone
6740W4	355.0	356.0	1.0	1400.00	90.00	A2 Zone
6740W4	356.0	357.0	1.0	413.00	90.00	A2 Zone

* Metallic Sieve Analysis Pending

Figures accompanying this announcement are available at:

<https://prdesk.globenewswire.com/api/ResourceLibraryFile/DownloadFile?source=pnr&Id=176d9d85-77ae-42ca-8961-60c9a54d74fe>

<https://prdesk.globenewswire.com/api/ResourceLibraryFile/DownloadFile?source=pnr&Id=ef6f3ac5-4c6a-475a-8e33-0303808b7b78>

<https://prdesk.globenewswire.com/api/ResourceLibraryFile/DownloadFile?source=pnr&Id=72ba468d-4096-43c0-b4ea-b531aa08f536>