



ABOUT

EDP RENEWABLES NORTH AMERICA

OPERATIONAL PROJECTS

58
WIND FARMS

09
SOLAR PARKS

8,200+ MW

EDP Renewables North America LLC (EDPR NA), its affiliates, and its subsidiaries develop, construct, own, and operate wind farms and solar parks throughout North America. Headquartered in Houston, Texas, with 58 wind farms, nine solar parks, and eight regional offices across North America, EDPR NA has developed more than 8,800 megawatts (MW) and operates more than 8,200 MW of onshore utility-scale renewable energy projects. With more than 950 employees, EDPR NA's highly qualified team has a proven capacity to execute projects across the continent.

EDP Renewables (Euronext: EDPR), is a global leader in the renewable energy sector and the fourth largest producer worldwide. With its robust development portfolio, first-class assets, and a market-leading operating capacity, EDPR has shown extraordinary growth over the past few years, with a presence in 26 markets across Europe, Latin America, North America, and Asia.

EDPR is a driver of social progress with its commitment to sustainability and integration, with their employee-centred policies earning them a listing in the Bloomberg Gender-Equality Index and seeing them named a Top Employer 2022 in Europe and a Top Workplace 2022 in the United States.

EDP – EDPR's main shareholder – is a global energy company and a leader in value creation, innovation, and sustainability. EDP has been listed on the Dow Jones Index for 14 consecutive years, recently being named the most sustainable electricity company on the Index.

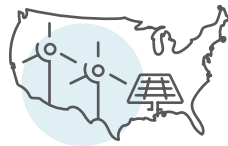
For more information, visit www.edpr.com/north-america.

EDPR NA'S IMPACT



CREATED

950 permanent jobs
7,900 construction jobs



GENERATED

the equivalent of
2 million+ homes'
energy consumption



PAID

\$379 million+ to landowners
\$308 million+
to local governments



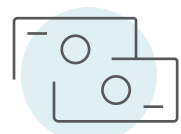
MAINTAINED

278 million+ hours
of operational history



SAVED

12.4 billion+ gallons of water
AVOIDED
24 billion+ pounds of CO₂



INVESTED

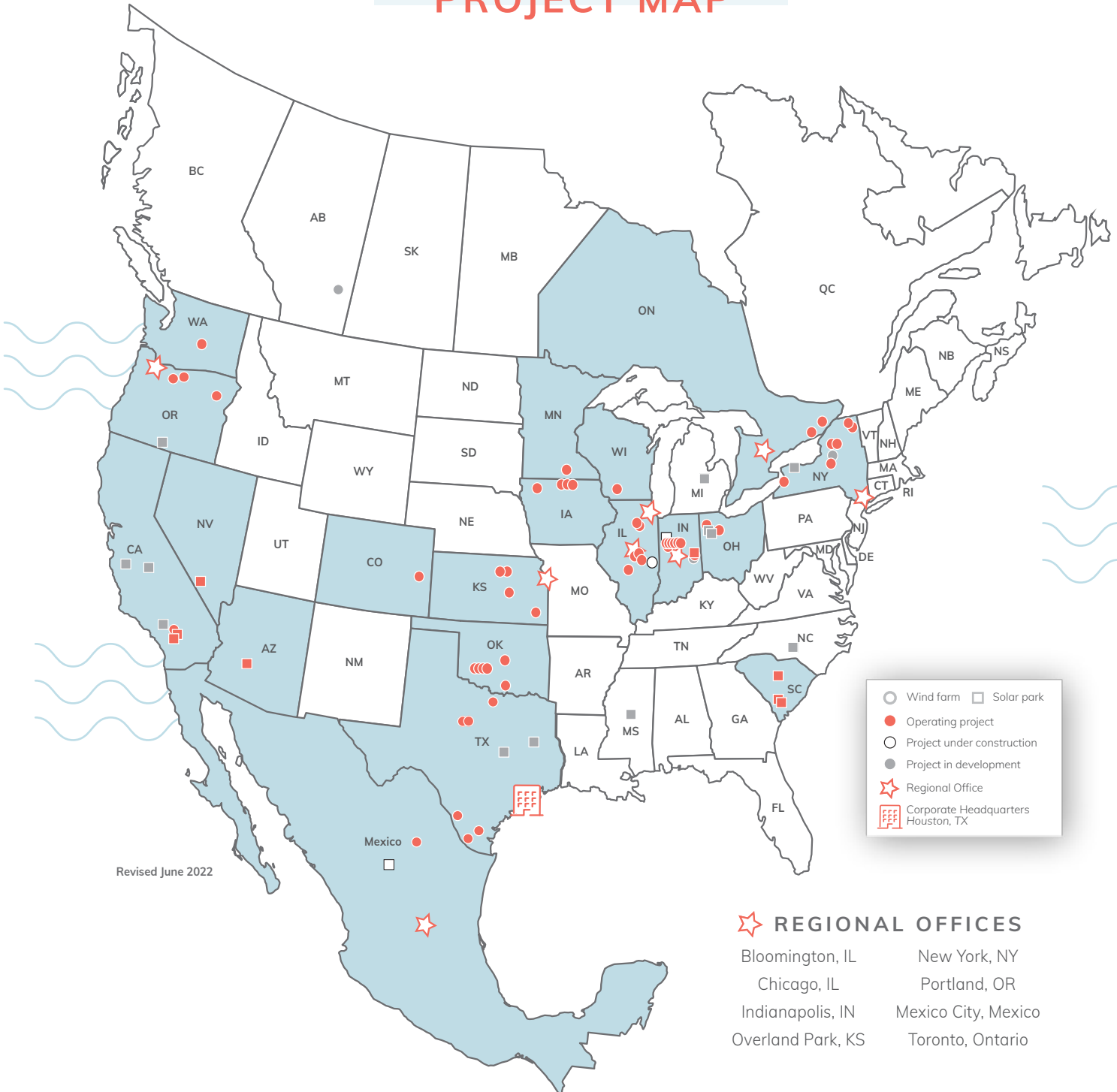
\$17 billion (approx.)
in capital

COMMUNITY SUPPORT

EDPR NA conducts the majority of its business in rural communities across the United States, Canada, and Mexico. Obtaining and maintaining credibility and the trust of landowners, town officials, and other stakeholders is a crucial aspect of building successful projects. At EDPR NA, our community relationships represent more than business transactions. We value strong relationships with landowners and communities who see the possibilities of conscientious land stewardship, rural economic development, and contributing to a clean energy future.

The property taxes generated by EDPR NA's projects provide revenues for schools, local roads, police, fire protection, and other essential services. Additionally, EDPR NA's projects yield economic benefits to communities in the form of direct and indirect jobs, payments to landowners, and increased local spending. EDPR NA purchases many materials and services locally, and employee wages and landowner royalty payments are spent in local communities.

PROJECT MAP



NORTH AMERICA UTILITY-SCALE WIND FARMS & SOLAR PARKS



UNITED STATES

ARIZONA

- **Sun Streams Solar Park**
158 MW | Maricopa County | 2019

CALIFORNIA

- **Las Camas Solar Park**
200 MW | Merced County | 2024
- **Lone Valley Solar Park I & II**
30 MW | San Bernadino County | 2014
- **Rising Tree Wind Farm I, II, III**
198 MW | Kern County | 2014
- **Sandrini Sol I & II Solar Park**
299 MW | Kern County | 2022
- **Sonrisa Solar Park**
240 MW | Fresno County | 2022
- **Windhub A Solar Park**
20 MW | Kern County | 2019

COLORADO

- **Crossing Trails Wind Farm**
104 MW | Kit Carson & Cheyenne Counties | 2020

ILLINOIS

- **Bright Stalk Wind Farm**
205 MW | McLean County | 2019
- **Harvest Ridge Wind Farm**
200 MW | Douglas County | 2020
- **Rail Splitter Wind Farm**
101 MW | Tazewell & Logan Counties | 2009
- **Top Crop Wind Farm I & II**
300 MW | LaSalle & Grundy Counties | 2009
- **Twin Groves Wind Farm I & II**
396 MW | McLean County | 2007

INDIANA

- **Headwaters Wind Farm I & II**
200 MW | Randolph County | 2014
- **Indiana Crossroads Wind Farm I & II**
302 MW | White County | 2021
- **Indiana Crossroads Solar Park**
200 MW | White County | 2022
- **Meadow Lake Wind Farm I, II, III, IV, V, VI**
801 MW | White & Benton Counties | 2009
- **Riverstart Solar Park**
200 MW | White County | 2022

IOWA

- **Lost Lakes Wind Farm**
101 MW | Dickinson County | 2009
- **Pioneer Prairie Wind Farm I & II**
300 MW | Mitchell & Howard Counties | 2008
- **Turtle Creek Wind Farm**
199 MW | Mitchell County | 2018

KANSAS

- **Meridian Way Wind Farm I & II**
201 MW | Cloud County | 2008
- **Prairie Queen Wind Farm**
199 MW | Allen County | 2019
- **Waverly Wind Farm**
199 MW | Coffey County | 2016

MICHIGAN

- **Eagle Creek Solar Park**
120 MW | Saginaw County | 2025

MINNESOTA

- **Prairie Star Wind Farm**
101 MW | Mower County | 2007

MISSISSIPPI

- **Pearl River Solar Park**
175 MW | Scott County | 2023



NORTH AMERICA UTILITY-SCALE WIND FARMS & SOLAR PARKS

NEVADA

- **Sunshine Valley Solar Park**
100 MW | Nye County | 2019

NEW YORK

- **Alabama Solar Park**
130 MW | Genesee County | 2023
- **Arkwright Summit Wind Farm**
78 MW | Chautauqua County | 2018
- **Jericho Rise Wind Farm**
78 MW | Franklin County | 2016
- **Madison Wind Farm**
12 MW | Madison County | 2000
- **Maple Ridge Wind Farm I & II**
322 MW | Lewis County | 2006
- **Marble River Wind Farm**
215 MW | Clinton County | 2012
- **Rolling Upland Wind Farm**
76 MW | Madison County | 2023

NORTH CAROLINA

- **Misenheimer Solar Park**
74 MW | Stanly County | 2023

OHIO

- **Amazon Wind Farm Ohio -Timber Road**
101 MW | Paulding County | 2016
- **Blue Harvest Solar Park**
50 MW | Putnam County | 2022
- **Hog Creek Wind Project**
66 MW | Hardin County | 2017
- **Timber Road Wind Farm II & IV**
224 MW | Paulding County | 2011
- **Timber Road Solar Park**
50 MW | Paulding County | 2022

OKLAHOMA

- **Arbuckle Mountain Wind Farm**
100 MW | Murray & Carter Counties | 2015
- **Blue Canyon Wind Farm I, II, V, VI**
423 MW | Caddo, Comanche, & Kiowa Counties | 2003
- **Redbed Plains Wind Farm**
99 MW | Grady County | 2017

OREGON

- **Blue Marmot Solar Park**
50 MW | Lake County | 2022
- **Elkhorn Valley Wind Farm**
101 MW | Union County | 2007
- **Rattlesnake Road Wind Farm**
103 MW | Gilliam County | 2008
- **Wheat Field Wind Farm**
97 MW | Gilliam County | 2009

SOUTH CAROLINA

- **Cameron Solar Park**
20 MW | Calhoun County | 2017
- **Estill Solar Park**
20 MW | Hampton County | 2017
- **Hampton Solar Park**
20 MW | Hampton County | 2017

TEXAS

- **Cattlemen Solar Park I & II**
390 MW | Milam County | 2023, 2024
- **Lone Star Wind Farm I & II**
400 MW | Shackelford & Callahan Counties | 2007
- **Los Mirasoles Wind Farm I & II**
300 MW | Hidalgo & Starr Counties | 2016

- **Reloj del Sol Wind Farm**
209 MW | Zapata County | 2021
- **Wildcat Creek Wind Farm**
180 MW | Cooke County | 2021

WASHINGTON

- **Kittitas Valley Wind Farm**
101 MW | Kittitas County | 2010

WISCONSIN

- **Quilt Block Wind Farm**
98 MW | Lafayette County | 2017

CANADA

- **Nation Rise Wind Farm**
100 MW | United Counties of Stormont, Dundas, and Glengarry, Ontario | 2021
- **Sharp Hills Wind Farm**
300 MW | Sedalia and New Brigid, Alberta | 2023
- **South Branch Wind Farm**
30 MW | United Counties of Stormont, Dundas, and Glengarry, Ontario | 2014

MEXICO

- **Eólica de Coahuila Wind Farm**
200 MW | Coahuila | 2016
- **Los Cuervos Solar Park**
200 MW | Aguascalientes | 2021
- **Los Cañones Wind Farm**
100 MW | Coahuila | 2021