

Strong majority of Canadians would support or somewhat support a government that legalized mushroom-based psilocybin-assisted psychotherapy to improve the quality of life for terminally ill patients.

# Key Findings



## USE OF PSILOCYBIN-ASSISTED THERAPY

Canadians are more likely to agree (40%) or somewhat agree (28%) that they are open to Canadians being allowed to use mushroom-based psilocybin-assisted psychotherapy as part of their therapy, while just over half of Canadians each agree or somewhat agree that these treatments can help people when used in conjunction with therapy and that they can have a therapeutic benefit.



## APPROVAL OF USES FOR PSILOCYBIN-ASSISTED THERAPY

Canadians have higher intensity of approval for allowing use of psilocybin-assisted therapy for people suffering from a terminal illness (62% approve; 20% somewhat approve) compared to allowing it for Post-Traumatic Stress Disorders (41% approve; 28% somewhat approve).



## SUPPORT FOR GOVERNMENT LEGALIZING PSILOCYBIN-ASSISTED THERAPY

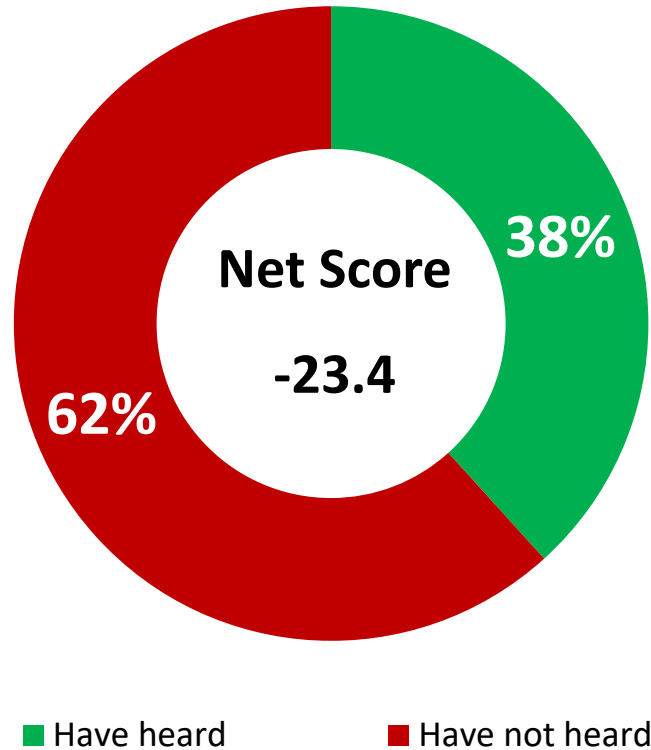
A strong majority of Canadians would support (56%) or somewhat support (22%) a government that legalized mushroom-based psilocybin-assisted psychotherapy to improve the quality of life for terminally ill patients, and they are three times more likely to say they would be more likely (21%) rather than less likely (seven per cent) to support a Canadian political party if it came out in favor of psilocybin-assisted psychotherapy.



## GOVERNMENT EXPANDING LEGAL ACCESS TO MAID

Almost two thirds of Canadians believe that the government should also expand legal access to psilocybin-assisted psychotherapy for those who qualify under the Medical Assistance in Dying rules (64%), while seven per cent say they should not expand access and close to three in ten are unsure.

# Awareness of mushroom-based psilocybin-assisted psychotherapy



\*Weighted to the true population proportion.  
\*Charts may not add up to 100 due to rounding.  
\*The net score is the difference between all positive and negative numbers in a question.

Source: Nanos Research, RDD dual frame hybrid telephone and online random survey, June 30<sup>th</sup> to July 5<sup>th</sup>, 2021, n=1051, accurate 3.1 percentage points plus or minus, 19 times out of 20.

Q

Our next few questions are about psilocybin-assisted psychotherapy, which is a therapy provided by a qualified medical practitioner that uses an active ingredient found in mushrooms called psilocybin. Psilocybin-assisted psychotherapy has shown promising results and appears to be effective in treating depression, end-of-life anxiety, and addiction. Psilocybin is currently a controlled substance in Canada and can only be accessed through a Health Canada special medical exemption for therapeutic treatment.

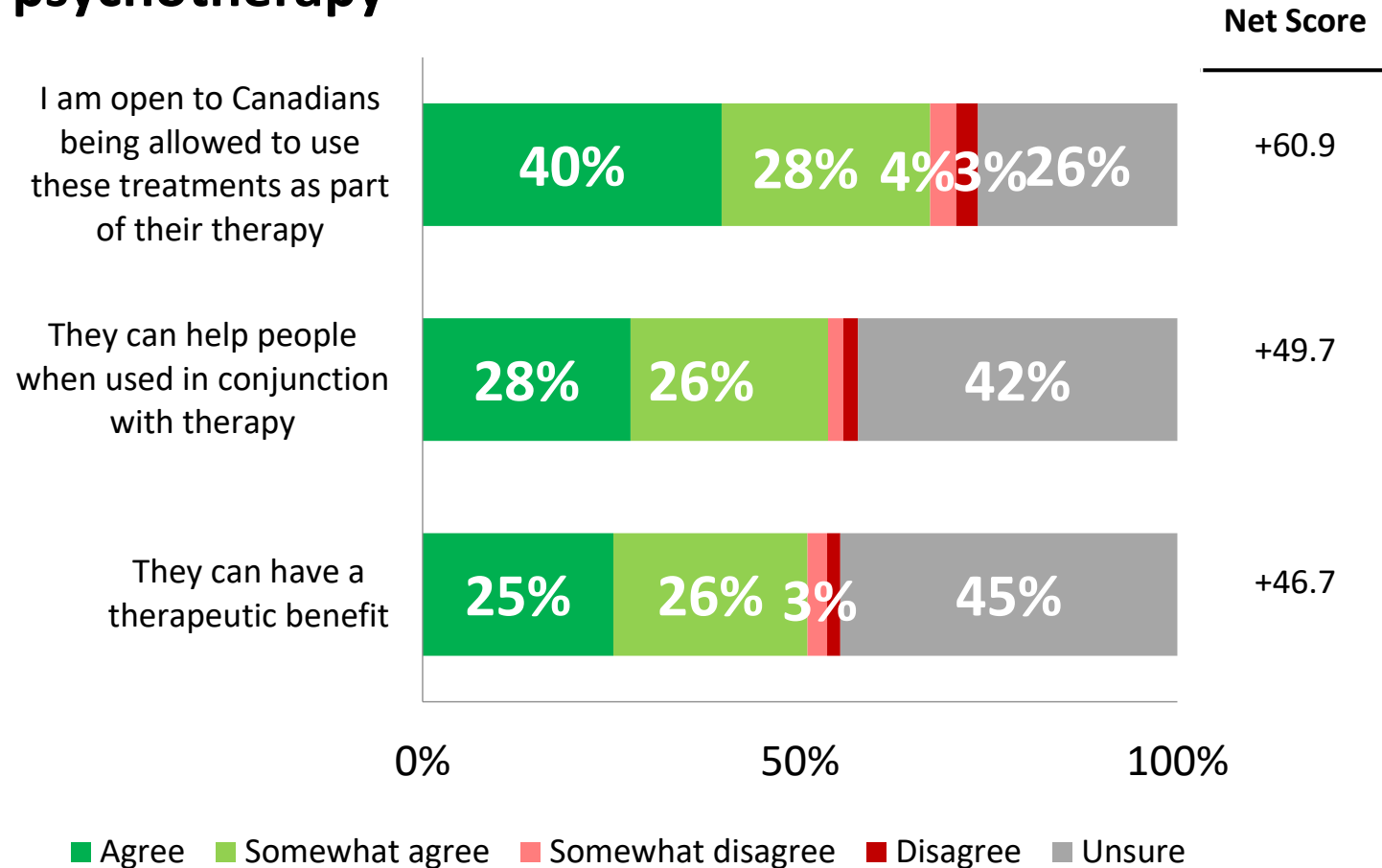
Prior to today, have you heard or not heard of mushroom based psilocybin-assisted psychotherapy?

“ Almost four in ten Canadians report they have heard of mushroom based psilocybin-assisted psychotherapy. Awareness is notably higher among residents of British Columbia (69% aware). ”

# Level of agreement with statements related to mushroom-based psilocybin-assisted psychotherapy

Q

Do you agree, somewhat agree, somewhat disagree or disagree with the following statements about mushroom-based psilocybin-assisted psychotherapy: [RANDOMIZE]



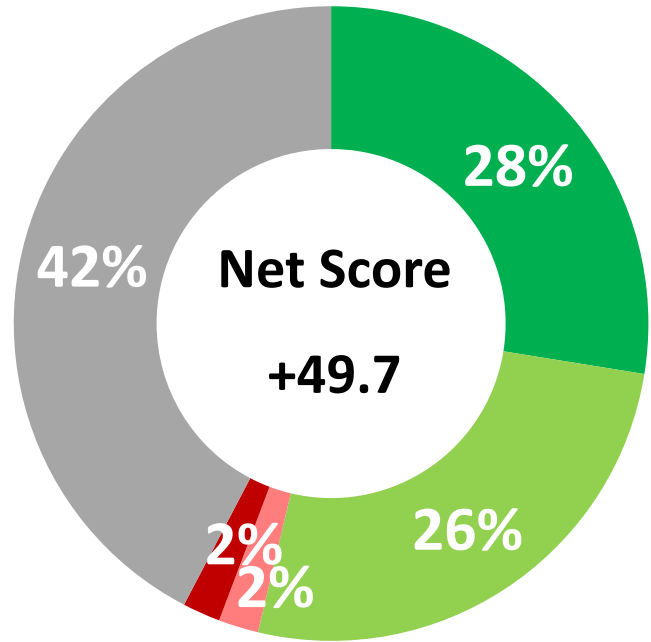
“ More than two in three Canadians agree or somewhat agree they are open to Canadians being allowed to use mushroom-based psilocybin-assisted psychotherapy as part of their therapy, while just over half of Canadians each agree or somewhat agree that these treatments can help people when used in conjunction with therapy and that they can have a therapeutic benefit. ”

\*Weighted to the true population proportion.  
 \*Charts may not add up to 100 due to rounding.  
 \*The net score is the difference between all positive and negative numbers in a question.

Source: Nanos Research, RDD dual frame hybrid telephone and online random survey, June 30<sup>th</sup> to July 5<sup>th</sup>, 2021, n=1051, accurate 3.1 percentage points plus or minus, 19 times out of 20.



# Level of agreement that mushroom-based psilocybin-assisted psychotherapy can help people when used with therapy



- Agree
- Somewhat agree
- Somewhat disagree
- Dissagree
- Unsure

\*Weighted to the true population proportion.  
 \*Charts may not add up to 100 due to rounding.  
 \*The net score is the difference between all positive and negative numbers in a question.

Source: Nanos Research, RDD dual frame hybrid telephone and online random survey, June 30<sup>th</sup> to July 5<sup>th</sup>, 2021, n=1051, accurate 3.1 percentage points plus or minus, 19 times out of 20.

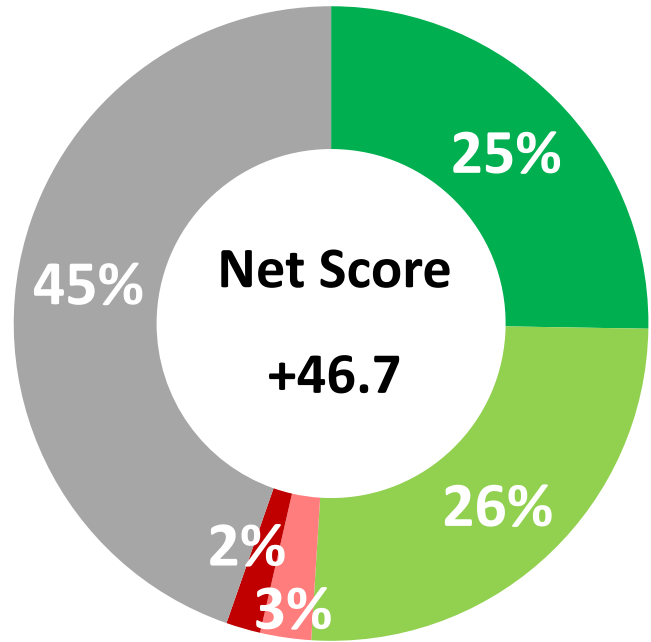
Q

Do you agree, somewhat agree, somewhat disagree or disagree with the following statements about mushroom-based psilocybin-assisted psychotherapy: [RANDOMIZE]

They can help people when used in conjunction with therapy

Agree / Somewhat agree	Atlantic (n=92)	Quebec (n=228)	Ontario (n=355)	Prairies (n=210)	BC (n=166)
	<b>56.2%</b>	<b>56.3%</b>	<b>50.8%</b>	<b>51.6%</b>	<b>59.4%</b>
	Men (n=557)	Women (n=494)	18 to 34 (n=194)	35 to 54 (n=424)	55 plus (n=433)
<b>53.7%</b>	<b>53.7%</b>	<b>61.5%</b>	<b>56.6%</b>	<b>45.6%</b>	

# Level of agreement that mushroom-based psilocybin-assisted psychotherapy can have a therapeutic benefit



- Agree
- Somewhat agree
- Somewhat disagree
- Dissagree
- Unsure

\*Weighted to the true population proportion.  
 \*Charts may not add up to 100 due to rounding.  
 \*The net score is the difference between all positive and negative numbers in a question.

Source: Nanos Research, RDD dual frame hybrid telephone and online random survey, June 30<sup>th</sup> to July 5<sup>th</sup>, 2021, n=1051, accurate 3.1 percentage points plus or minus, 19 times out of 20.

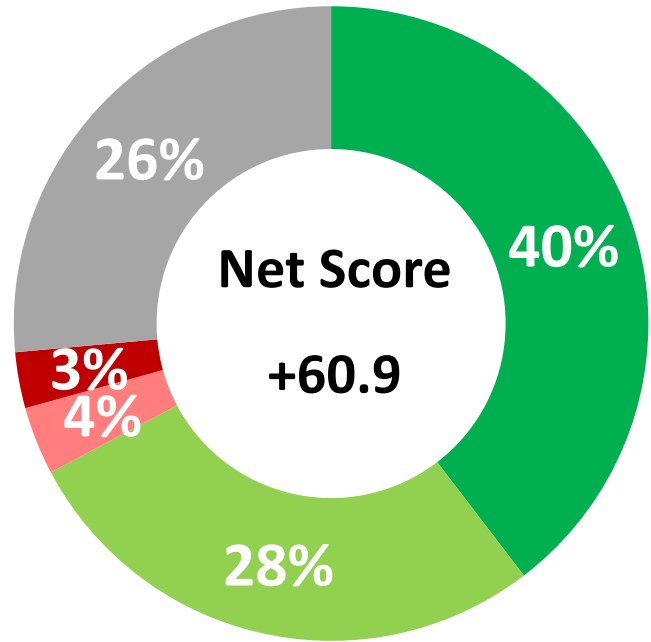
Q

Do you agree, somewhat agree, somewhat disagree or disagree with the following statements about mushroom-based psilocybin-assisted psychotherapy: [RANDOMIZE]

**They can have a therapeutic benefit**

Agree / Somewhat agree	Atlantic (n=92)	Quebec (n=228)	Ontario (n=355)	Prairies (n=210)	BC (n=166)
	<b>52.7%</b>	<b>50.1%</b>	<b>49.8%</b>	<b>49.5%</b>	<b>57.1%</b>
	Men (n=557)	Women (n=494)	18 to 34 (n=194)	35 to 54 (n=424)	55 plus (n=433)
<b>51.9%</b>	<b>50.1%</b>	<b>56.7%</b>	<b>53.5%</b>	<b>44.7%</b>	

# Level of agreement that they are open to Canadians being allowed to use these treatments as part of their therapy



- Agree
- Somewhat agree
- Somewhat disagree
- Dissagree
- Unsure

\*Weighted to the true population proportion.  
 \*Charts may not add up to 100 due to rounding.  
 \*The net score is the difference between all positive and negative numbers in a question.

Source: Nanos Research, RDD dual frame hybrid telephone and online random survey, June 30<sup>th</sup> to July 5<sup>th</sup>, 2021, n=1051, accurate 3.1 percentage points plus or minus, 19 times out of 20.

Q

Do you agree, somewhat agree, somewhat disagree or disagree with the following statements about mushroom-based psilocybin-assisted psychotherapy: [RANDOMIZE]

I am open to Canadians being allowed to use these treatments as part of their therapy

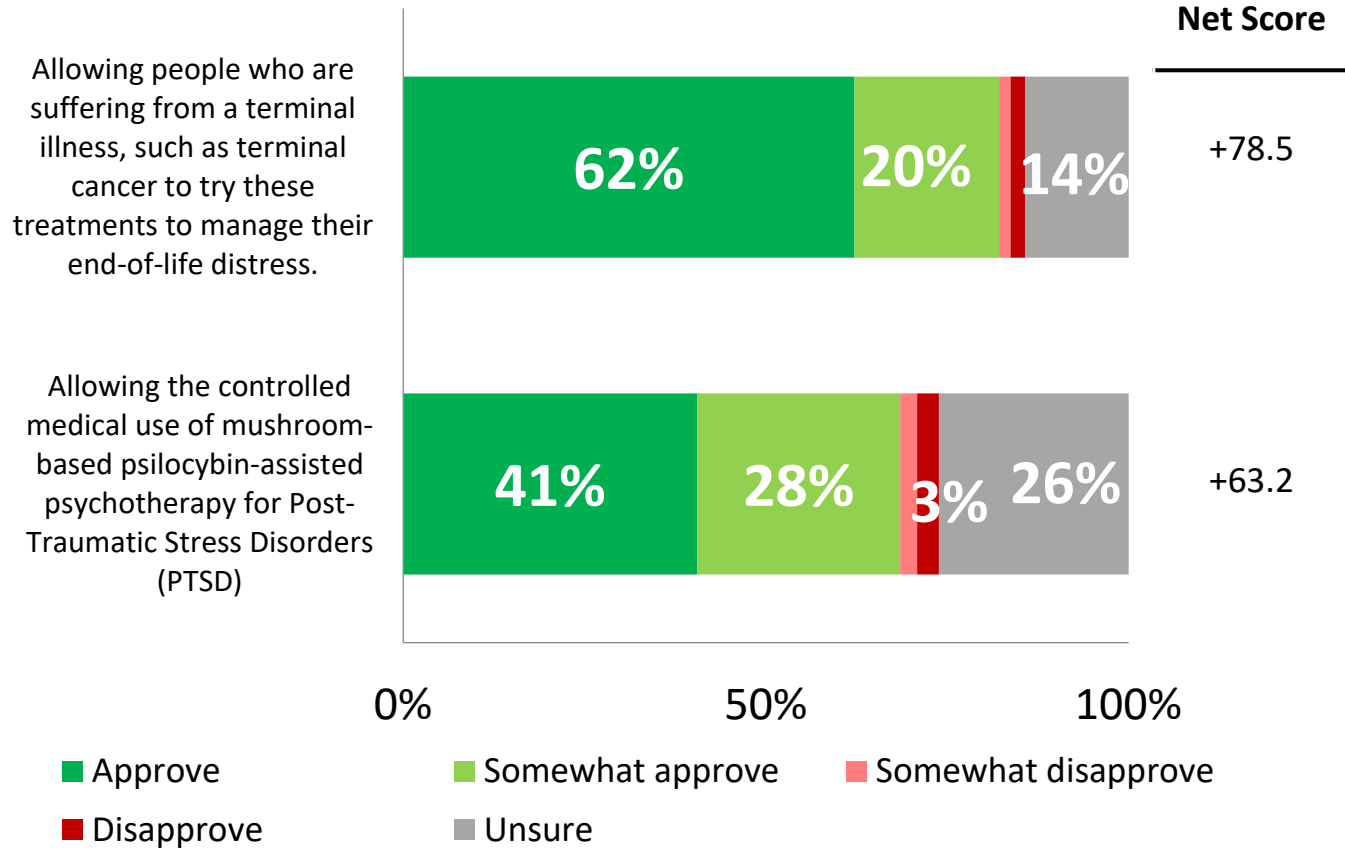
Agree / Somewhat agree	Atlantic (n=92)	Quebec (n=228)	Ontario (n=355)	Prairies (n=210)	BC (n=166)
	<b>64.6%</b>	<b>66.5%</b>	<b>68.1%</b>	<b>62.5%</b>	<b>74.0%</b>
	Men (n=557)	Women (n=494)	18 to 34 (n=194)	35 to 54 (n=424)	55 plus (n=433)
<b>70.2%</b>	<b>64.4%</b>	<b>70.8%</b>	<b>72.8%</b>	<b>59.8%</b>	



# Approval of uses for mushroom-based psilocybin-assisted therapy

Q

Do you approve, somewhat approve, somewhat disapprove or disapprove of the following uses for mushroom-based psilocybin-assisted therapy: [RANDOMIZE]



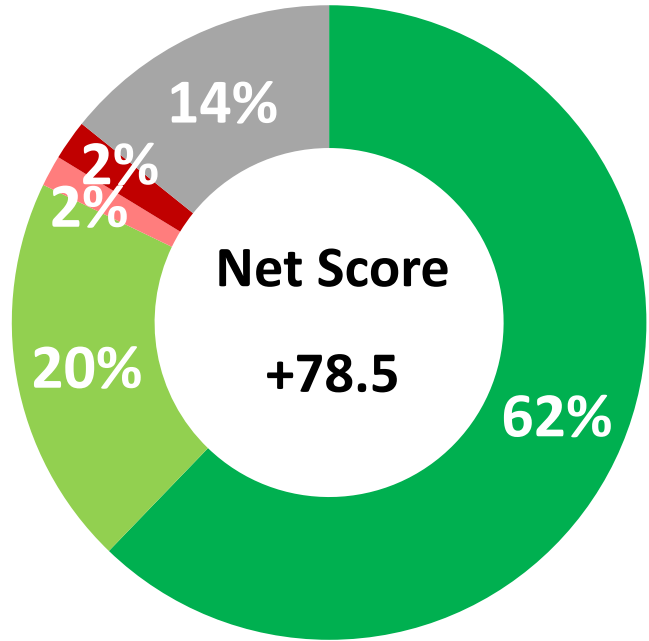
“ Canadians have higher intensity of approval for allowing use of psilocybin-assisted therapy for people suffering from a terminal illness rather than allowing it for Post-Traumatic Stress Disorders. Residents of British Columbia are more likely to approve of its use in both instances compared to Canadians overall ”

\*Weighted to the true population proportion.   
 \*Charts may not add up to 100 due to rounding.   
 \*The net score is the difference between all positive and negative numbers in a question.

Source: Nanos Research, RDD dual frame hybrid telephone and online random survey, June 30<sup>th</sup> to July 5<sup>th</sup>, 2021, n=1051, accurate 3.1 percentage points plus or minus, 19 times out of 20.



# Approval for the use of mushroom-based psilocybin-assisted therapy by people who are suffering from a terminal illness



- Approve
- Somewhat approve
- Somewhat disapprove
- Disapprove
- Unsure

Q

Do you approve, somewhat approve, somewhat disapprove or disapprove of the following uses for mushroom-based psilocybin-assisted therapy: [RANDOMIZE]

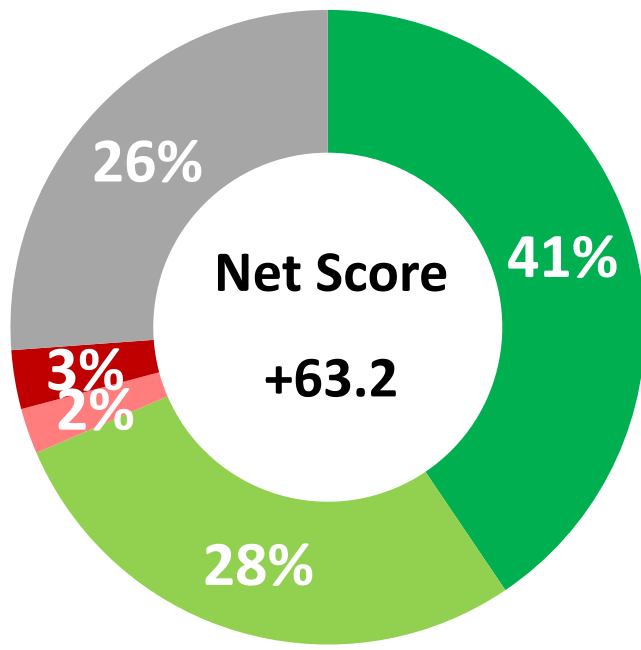
**Allowing people who are suffering from a terminal illness, such as terminal cancer to try these treatments to manage their end-of-life distress.**

Approve/ Somewhat approve	Atlantic (n=92)	Quebec (n=228)	Ontario (n=355)	Prairies (n=210)	BC (n=166)
	<b>75.1%</b>	<b>80.3%</b>	<b>83.7%</b>	<b>81.7%</b>	<b>85.1%</b>
	Men (n=557)	Women (n=494)	18 to 34 (n=194)	35 to 54 (n=424)	55 plus (n=433)
	<b>82.9%</b>	<b>81.4%</b>	<b>81.9%</b>	<b>85.1%</b>	<b>79.7%</b>

\*Weighted to the true population proportion.  
 \*Charts may not add up to 100 due to rounding.  
 \*The net score is the difference between all positive and negative numbers in a question.

Source: Nanos Research, RDD dual frame hybrid telephone and online random survey, June 30<sup>th</sup> to July 5<sup>th</sup>, 2021, n=1051, accurate 3.1 percentage points plus or minus, 19 times out of 20.

# Approval for controlled medical use of mushroom-based psilocybin-assisted psychotherapy for Post-Traumatic Stress Disorders (PTSD)



- Approve
- Somewhat approve
- Somewhat disapprove
- Disapprove
- Unsure

\*Weighted to the true population proportion.  
 \*Charts may not add up to 100 due to rounding.  
 \*The net score is the difference between all positive and negative numbers in a question.

Source: Nanos Research, RDD dual frame hybrid telephone and online random survey, June 30<sup>th</sup> to July 5<sup>th</sup>, 2021, n=1051, accurate 3.1 percentage points plus or minus, 19 times out of 20.

Q

Do you approve, somewhat approve, somewhat disapprove or disapprove of the following uses for mushroom-based psilocybin-assisted therapy: [RANDOMIZE]

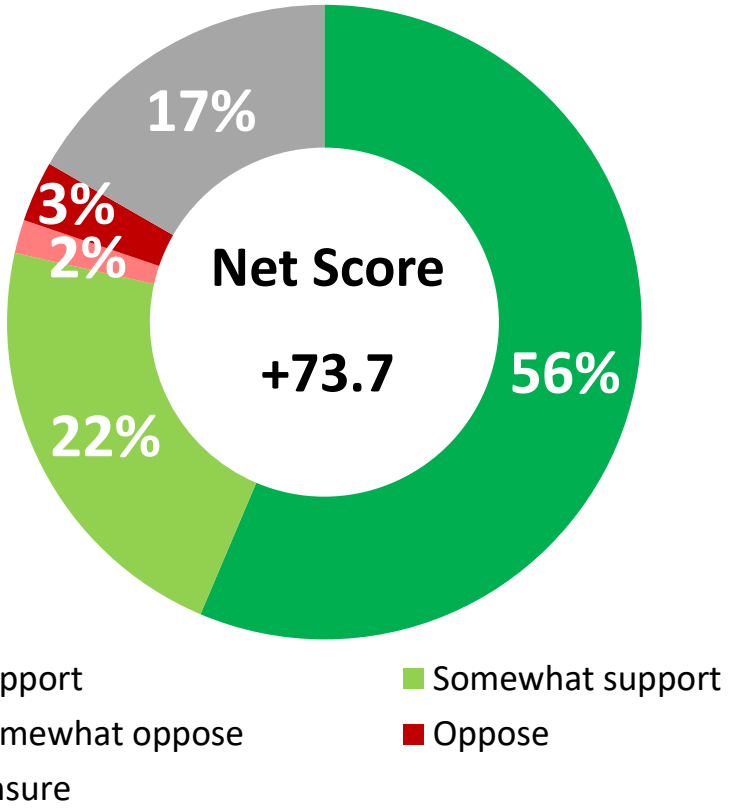
**Allowing the controlled medical use of mushroom-based psilocybin-assisted psychotherapy for Post-Traumatic Stress Disorders (PTSD).**

Approve/ Somewhat approve

	Atlantic (n=92)	Quebec (n=228)	Ontario (n=355)	Prairies (n=210)	BC (n=166)
	<b>62.7%</b>	<b>65.2%</b>	<b>70.3%</b>	<b>65.7%</b>	<b>76.1%</b>
Men (n=557)			18 to 34 (n=194)	35 to 54 (n=424)	55 plus (n=433)
Women (n=494)	<b>72.1%</b>	<b>65.0%</b>	<b>73.7%</b>	<b>71.7%</b>	<b>62.1%</b>



# Support for the government legalizing mushroom-based psilocybin-assisted psychotherapy for terminally ill patients



**Q** Would you support, somewhat support, somewhat oppose or oppose a government that legalized mushroom-based psilocybin-assisted psychotherapy to improve the quality of life for terminally ill patients?

“ A strong majority of Canadians would support or somewhat support a government that legalized mushroom-based psilocybin-assisted psychotherapy to improve the quality of life for terminally ill patients. Support is stronger among residents of British Columbia (69%) and Ontario (60%) than residents of Quebec (49%) and Atlantic Canada (48%). ”

\*Weighted to the true population proportion.  
 \*Charts may not add up to 100 due to rounding.  
 \*The net score is the difference between all positive and negative numbers in a question.

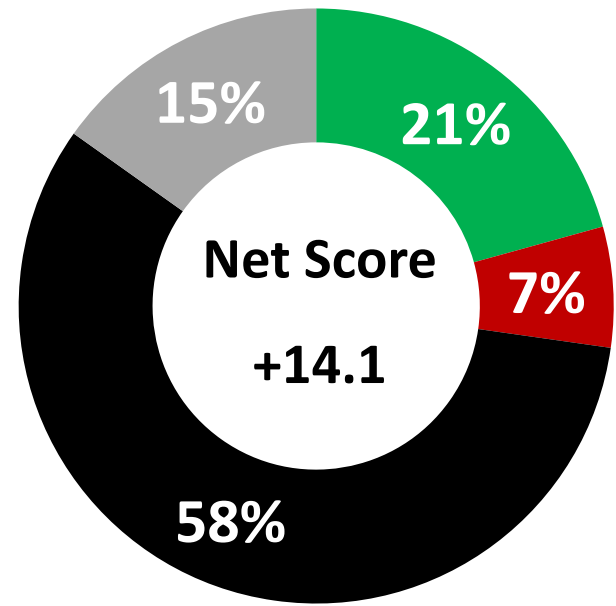
Source: Nanos Research, RDD dual frame hybrid telephone and online random survey, June 30<sup>th</sup> to July 5<sup>th</sup>, 2021, n=1051, accurate 3.1 percentage points plus or minus, 19 times out of 20.



# Impact on likelihood to support a Canadian political party who supports mushroom-based psilocybin-assisted psychotherapy

Q

If a Canadian political party came out in favour of mushroom-based psilocybin-assisted psychotherapy for the treatment of mental illnesses, would you be more likely, less likely or would it have no impact on your likelihood to support that Party?



- More likely to support
- Less likely to support
- No impact on support
- Unsure

“

Canadians are three times more likely to say they would be more likely rather than less likely to support a Canadian political party if it came out in favor of psilocybin-assisted psychotherapy.

”

\*Weighted to the true population proportion.  
 \*Charts may not add up to 100 due to rounding.  
 \*The net score is the difference between all positive and negative numbers in a question.

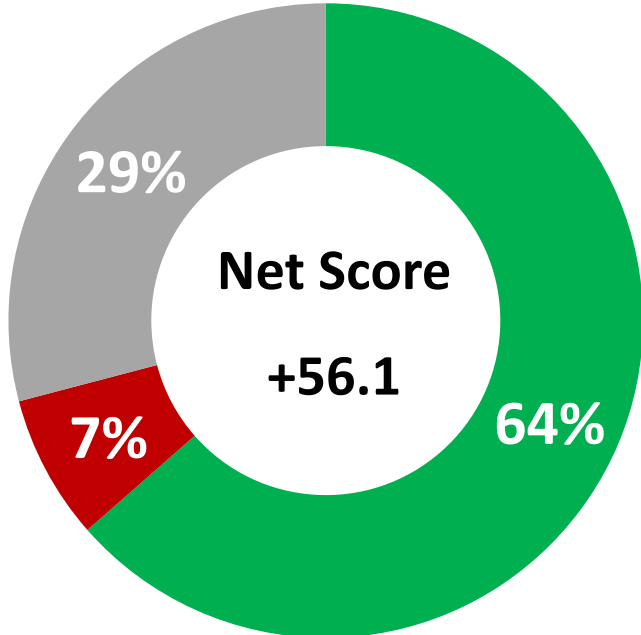
Source: Nanos Research, RDD dual frame hybrid telephone and online random survey, June 30<sup>th</sup> to July 5<sup>th</sup>, 2021, n=1051, accurate 3.1 percentage points plus or minus, 19 times out of 20.



# Views on the Government of Canada expanding legal access to mushroom-based psilocybin-assisted psychotherapy for people who qualify under MAID rules

**Q** The Government of Canada has recently expanded legal access to Medical Assistance in Dying (MAID). Which of the following statements, if either, more closely reflects your personal views: [RANDOMIZE]

- The government should also expand legal access to mushroom-based psilocybin-assisted psychotherapy for people who qualify under the Medical Assistance in Dying rules
- The government should not expand legal access to mushroom-based psilocybin-assisted psychotherapy
- Unsure



“ Almost two thirds of Canadians believe that the government should also expand legal access to psilocybin-assisted psychotherapy for those who qualify under the Medical Assistance in Dying rules. Residents of British Columbia are more likely to agree with this statement (71%) than residents of Atlantic Canada (55%). ”

\*Weighted to the true population proportion.  
 \*Charts may not add up to 100 due to rounding.  
 \*The net score is the difference between all positive and negative numbers in a question.

# METHODOLOGY



Nanos conducted an RDD dual frame (land- and cell-lines) random telephone survey of 1,051 Canadians, 18 years of age or older, between June 30<sup>th</sup> and July 5<sup>th</sup>, 2021 as part of an omnibus survey. Participants were randomly recruited by telephone using live agents and administered a survey. The sample is geographically stratified to be representative of Canada.

Individuals were randomly called using random digit dialling with a maximum of five call backs.

The margin of error for a random survey of 1,051 Canadians is  $\pm 3.1$  percentage points, 19 times out of 20.

The research was commissioned by the Canadian Psychedelic Association and was conducted by Nanos Research.

Note: Charts may not add up to 100 due to rounding.

Element	Description	Element	Description
Research sponsor	Canadian Psychedelic Association	Weighting of Data	The results were weighted by age and gender using the latest Census information (2016) and the sample is geographically stratified to ensure a distribution across all regions of Canada. See tables for full weighting disclosure
Population and Final Sample Size	1,051 Randomly selected individuals.	Screening	Screening ensured potential respondents did not work in the market research industry, in the advertising industry, in the media or a political party prior to administering the survey to ensure the integrity of the data.
Source of Sample	Nanos Panel	Excluded Demographics	Individuals younger than 18 years old; individuals without land or cell lines could not participate.
Type of Sample	Probability	Stratification	By age and gender using the latest Census information (2016) and the sample is geographically stratified to be representative of Canada. Smaller areas such as Atlantic Canada were marginally oversampled to allow for a minimum regional sample.
Margin of Error	±3.1 percentage points, 19 times out of 20.	Estimated Response Rate	16 percent, consistent with industry norms.
Mode of Survey	RDD dual frame (land- and cell-lines) random telephone and online omnibus survey	Question Order	Question order in the preceding report reflects the order in which they appeared in the original questionnaire.
Sampling Method Base	The sample included both land- and cell-lines RDD (Random Digit Dialed) across Canada.	Question Content	Topics on the omnibus ahead of the survey content included: views on political and economic issues.
Demographics (Captured)	Atlantic Canada, Quebec, Ontario, Prairies, British Columbia; Men and Women; 18 years and older. Six digit postal code was used to validate geography.	Question Wording	The questions in the preceding report are written exactly as they were asked to individuals.
Fieldwork/Validation	Live CATI interviews with live supervision to validate work.	Research/Data Collection Supplier	Nanos Research
Number of Calls	Maximum of five call backs.	Contact	Contact Nanos Research for more information or with any concerns or questions. <a href="http://www.nanos.co">http://www.nanos.co</a> Telephone:(613) 234-4666 ext. 237 Email: info@nanosresearch.com.
Time of Calls	Individuals were called between 6:30-9:30pm local time for the respondent.		
Field Dates	June 30 <sup>th</sup> to July 5 <sup>th</sup> , 2021.		
Language of Survey	The survey was conducted in both English and French.		
Standards	Nanos Research is a member of the Canadian Research Insights Council (CRIC) and confirms that this research fully complies with all CRIC Standards including the CRIC Public Opinion Research Standards and Disclosure Requirements. <a href="https://canadianresearchinsightscouncil.ca/standards/">https://canadianresearchinsightscouncil.ca/standards/</a>		





nanos dimap analytika



NANOS RUTHERFORD MCKAY & Co.

As one of North America's premier market and public opinion research firms, we put strategic intelligence into the hands of decision makers. The majority of our work is for private sector and public facing organizations and ranges from market studies, managing reputation through to leveraging data intelligence. Nanos Research offers a vertically integrated full service quantitative and qualitative research practice to attain the highest standards and the greatest control over the research process. [www.nanos.co](http://www.nanos.co)

This international joint venture between [dimap](#) and [Nanos](#) brings together top research and data experts from North American and Europe to deliver exceptional data intelligence to clients. The team offers data intelligence services ranging from demographic and sentiment microtargeting; consumer sentiment identification and decision conversion; and, data analytics and profiling for consumer persuasion. [www.nanosdimap.com](http://www.nanosdimap.com)

NRM is an affiliate of Nanos Research and Rutherford McKay Associates. Our service offerings are based on decades of professional experience and extensive research and include public acceptance and engagement, communications audits, and narrative development. [www.nrmpublicaffairs.com](http://www.nrmpublicaffairs.com)

ABOUT NANOS

# TABULATIONS





**2021-1913 – Canadian Psychedelic Association – Psilocybin-assisted psychotherapy – STAT SHEET**

			Region						Gender		Age		
			Canada 2021-07	Atlantic	Quebec	Ontario	Prairies	British Columbia	Male	Female	18 to 34	35 to 54	55 plus
Question – Our next few questions are about psilocybin-assisted psychotherapy, which is a therapy provided by a qualified medical practitioner that uses an active ingredient found in mushrooms called psilocybin. Psilocybin-assisted psychotherapy has shown promising results and appears to be effective in treating depression, end-of-life anxiety, and addiction. Psilocybin is currently a controlled substance in Canada and can only be accessed through a Health Canada special medical exemption for therapeutic treatment. Prior to today, have you heard or not heard of mushroom based psilocybin-assisted psychotherapy?	Total	Unwgt N	1051	92	228	355	210	166	557	494	194	424	433
		Wgt N	1000	67	233	384	183	133	490	510	273	341	386
	Have heard	%	38.3	32.1	20.3	37.0	44.3	68.6	42.7	34.0	40.6	42.8	32.6
	Have not heard	%	61.7	67.9	79.7	63.0	55.7	31.4	57.3	66.0	59.4	57.2	67.4

Nanos conducted an RDD dual frame (land- and cell- lines) hybrid telephone and online random survey of 1,051 Canadians, 18 years of age or older, June 30<sup>th</sup> and July 5<sup>th</sup>, 2021. The margin of error this survey is ±3.1 percentage points, 19 times out of 20.



## 2021-1913 – Canadian Psychedelic Association – Psilocybin-assisted psychotherapy – STAT SHEET

Do you agree, somewhat agree, somewhat disagree or disagree with the following statements about mushroom-based psilocybin-assisted psychotherapy: [RANDOMIZE]

			Region						Gender		Age		
			Canada 2021-07	Atlantic	Quebec	Ontario	Prairies	British Columbia	Male	Female	18 to 34	35 to 54	55 plus
Question – They can help people when used in conjunction with therapy	Total	Unwgt N	1051	92	228	355	210	166	557	494	194	424	433
		Wgt N	1000	67	233	384	183	133	490	510	273	341	386
	Agree	%	27.5	23.9	20.9	30.0	25.2	37.2	28.9	26.2	33.9	31.1	19.8
	Somewhat agree	%	26.2	32.3	35.3	20.8	26.4	22.3	24.7	27.5	27.6	25.5	25.8
	Somewhat disagree	%	2.0	4.2	1.3	1.5	4.0	1.2	2.3	1.8	1.3	2.0	2.5
	Disagree	%	1.9	4.2	0.4	2.1	2.5	2.2	1.6	2.3	1.8	1.3	2.6
	Unsure	%	42.3	35.3	42.1	45.7	41.9	37.1	42.4	42.3	35.4	40.1	49.3

Do you agree, somewhat agree, somewhat disagree or disagree with the following statements about mushroom-based psilocybin-assisted psychotherapy: [RANDOMIZE]

			Region						Gender		Age		
			Canada 2021-07	Atlantic	Quebec	Ontario	Prairies	British Columbia	Male	Female	18 to 34	35 to 54	55 plus
Question – They can have a therapeutic benefit	Total	Unwgt N	1051	92	228	355	210	166	557	494	194	424	433
		Wgt N	1000	67	233	384	183	133	490	510	273	341	386
	Agree	%	25.3	20.7	17.4	27.0	26.0	35.2	26.2	24.4	30.9	29.2	17.8
	Somewhat agree	%	25.7	31.9	32.7	22.8	23.5	21.9	25.7	25.7	25.8	24.3	26.9
	Somewhat disagree	%	2.6	1.5	2.7	2.0	4.6	1.8	2.2	3.0	2.0	2.4	3.2
	Disagree	%	1.8	7.2	0.4	1.3	2.1	2.2	1.5	2.0	2.6	1.0	1.8
	Unsure	%	44.7	38.7	46.8	46.9	43.8	38.8	44.4	44.9	38.7	43.2	50.2

Nanos conducted an RDD dual frame (land- and cell- lines) hybrid telephone and online random survey of 1,051 Canadians, 18 years of age or older, June 30<sup>th</sup> and July 5<sup>th</sup>, 2021. The margin of error this survey is ±3.1 percentage points, 19 times out of 20.

[www.nanos.co](http://www.nanos.co)



**2021-1913 – Canadian Psychedelic Association – Psilocybin-assisted psychotherapy – STAT SHEET**

**Do you agree, somewhat agree, somewhat disagree or disagree with the following statements about mushroom-based psilocybin-assisted psychotherapy: [RANDOMIZE]**

			Region						Gender		Age		
			Canada 2021-07	Atlantic	Quebec	Ontario	Prairies	British Columbia	Male	Female	18 to 34	35 to 54	55 plus
Question – I am open to Canadians being allowed to use these treatments as part of their therapy	Total	Unwgt N	1051	92	228	355	210	166	557	494	194	424	433
		Wgt N	1000	67	233	384	183	133	490	510	273	341	386
	Agree	%	39.6	33.6	30.3	44.0	35.6	51.9	42.5	36.8	46.4	43.9	31.0
	Somewhat agree	%	27.6	31.0	36.2	24.1	26.9	22.1	27.7	27.6	24.4	29.0	28.7
	Somewhat disagree	%	3.5	2.2	3.7	3.5	4.9	1.6	3.0	3.9	2.1	2.1	5.6
	Disagree	%	2.9	5.3	0.9	2.6	5.8	1.8	2.5	3.2	2.7	2.7	3.1
	Unsure	%	26.4	27.9	29.0	25.8	26.8	22.6	24.3	28.5	24.4	22.3	31.5

**Do you approve, somewhat approve, somewhat disapprove or disapprove of the following uses for mushroom-based psilocybin-assisted therapy: [RANDOMIZE]**

			Region						Gender		Age		
			Canada 2021-07	Atlantic	Quebec	Ontario	Prairies	British Columbia	Male	Female	18 to 34	35 to 54	55 plus
Question – Allowing people who are suffering from a terminal illness, such as terminal cancer to try these treatments to manage their end-of-life distress	Total	Unwgt N	1051	92	228	355	210	166	557	494	194	424	433
		Wgt N	1000	67	233	384	183	133	490	510	273	341	386
	Approve	%	62.2	54.7	57.4	64.7	57.8	73.2	63.3	61.2	63.9	65.6	58.0
	Somewhat approve	%	19.9	20.4	22.9	19.0	23.8	11.9	19.6	20.3	18.0	19.5	21.7
	Somewhat disapprove	%	1.6	5.2	1.9	0.9	1.7	0.9	1.6	1.6	1.0	1.4	2.1
	Disapprove	%	2.0	5.3	1.2	1.8	2.6	1.9	1.8	2.3	2.7	0.8	2.7
	Unsure	%	14.2	14.4	16.6	13.6	14.1	12.0	13.8	14.7	14.4	12.7	15.5

Nanos conducted an RDD dual frame (land- and cell- lines) hybrid telephone and online random survey of 1,051 Canadians, 18 years of age or older, June 30<sup>th</sup> and July 5<sup>th</sup>, 2021. The margin of error this survey is ±3.1 percentage points, 19 times out of 20.



**2021-1913 – Canadian Psychedelic Association – Psilocybin-assisted psychotherapy – STAT SHEET**

Do you approve, somewhat approve, somewhat disapprove or disapprove of the following uses for mushroom-based psilocybin-assisted therapy: [RANDOMIZE]

			Region						Gender		Age		
			Canada 2021-07	Atlantic	Quebec	Ontario	Prairies	British Columbia	Male	Female	18 to 34	35 to 54	55 plus
Question – Allowing the controlled medical use of mushroom-based psilocybin-assisted psychotherapy for Post-Traumatic Stress Disorders (PTSD)	Total	Unwgt N	1051	92	228	355	210	166	557	494	194	424	433
		Wgt N	1000	67	233	384	183	133	490	510	273	341	386
	Approve	%	40.5	36.0	31.7	43.9	38.5	51.6	42.0	39.2	48.6	44.7	31.2
	Somewhat approve	%	28.0	26.7	33.5	26.4	27.2	24.4	30.2	25.9	25.0	27.0	30.9
	Somewhat disapprove	%	2.3	3.9	2.2	2.2	3.1	1.0	1.8	2.9	0.3	2.6	3.5
	Disapprove	%	3.0	5.3	0.9	3.3	5.1	1.8	2.4	3.6	4.8	1.8	2.8
	Unsure	%	26.2	28.1	31.7	24.2	26.1	21.1	23.7	28.5	21.3	23.8	31.7

			Region						Gender		Age		
			Canada 2021-07	Atlantic	Quebec	Ontario	Prairies	British Columbia	Male	Female	18 to 34	35 to 54	55 plus
Question – Would you support, somewhat support, somewhat oppose or oppose a government that legalized mushroom-based psilocybin-assisted psychotherapy to improve the quality of life for terminally ill patients?	Total	Unwgt N	1051	92	228	355	210	166	557	494	194	424	433
		Wgt N	1000	67	233	384	183	133	490	510	273	341	386
	Support	%	56.4	48.1	48.7	60.3	51.7	69.0	56.9	55.9	58.3	61.0	50.9
	Somewhat support	%	22.1	22.3	28.6	19.3	26.6	12.8	22.7	21.5	19.7	21.6	24.2
	Somewhat oppose	%	1.7	3.6	1.5	1.5	2.2	1.0	1.7	1.7	1.9	1.1	2.1
	Oppose	%	3.1	6.7	1.2	3.2	4.8	1.8	3.3	2.9	4.4	2.3	2.8
	Unsure	%	16.7	19.3	20.1	15.6	14.6	15.4	15.4	17.9	15.6	14.0	19.9

Nanos conducted an RDD dual frame (land- and cell- lines) hybrid telephone and online random survey of 1,051 Canadians, 18 years of age or older, June 30<sup>th</sup> and July 5<sup>th</sup>, 2021. The margin of error this survey is ±3.1 percentage points, 19 times out of 20.

[www.nanos.co](http://www.nanos.co)



**2021-1913 – Canadian Psychedelic Association – Psilocybin-assisted psychotherapy – STAT SHEET**

			Region						Gender		Age		
			Canada 2021-07	Atlantic	Quebec	Ontario	Prairies	British Columbia	Male	Female	18 to 34	35 to 54	55 plus
Question – If a Canadian political party came out in favour of mushroom-based psilocybin-assisted psychotherapy for the treatment of mental illnesses, would you be more likely, less likely or would it have no impact on your likelihood to support that Party?	Total	Unwgt N	1051	92	228	355	210	166	557	494	194	424	433
		Wgt N	1000	67	233	384	183	133	490	510	273	341	386
	More likely to support	%	20.7	24.8	19.1	21.5	14.2	27.8	21.5	20.0	21.8	23.9	17.1
	Less likely to support	%	6.6	14.2	6.3	5.4	8.5	3.8	6.7	6.4	8.7	5.4	6.1
	No impact on support	%	57.6	54.8	58.8	56.1	60.9	56.6	59.3	55.9	57.4	55.9	59.2
	Unsure	%	15.2	6.1	15.8	16.9	16.4	11.7	12.5	17.7	12.1	14.8	17.7

			Region						Gender		Age		
			Canada 2021-07	Atlantic	Quebec	Ontario	Prairies	British Columbia	Male	Female	18 to 34	35 to 54	55 plus
Question – The Government of Canada has recently expanded legal access to Medical Assistance in Dying (MAID). Which of the following statements, if either, more closely reflects your personal views: [ROTATE]	Total	Unwgt N	1051	92	228	355	210	166	557	494	194	424	433
		Wgt N	1000	67	233	384	183	133	490	510	273	341	386
	The government should also expand legal access to mushroom-based psilocybin-assisted psychotherapy for people who qualify under the Medical Assistance in Dying rules	%	63.5	54.8	65.5	64.1	57.8	70.9	65.0	62.1	70.7	67.4	55.1
	The government should not expand legal access to mushroom-based psilocybin-assisted psychotherapy	%	7.4	6.7	7.3	7.4	9.1	5.2	7.7	7.1	8.1	6.1	8.0
	Unsure	%	29.1	38.5	27.2	28.5	33.1	23.9	27.3	30.8	21.2	26.5	36.9

Nanos conducted an RDD dual frame (land- and cell- lines) hybrid telephone and online random survey of 1,051 Canadians, 18 years of age or older, June 30<sup>th</sup> and July 5<sup>th</sup>, 2021. The margin of error this survey is ±3.1 percentage points, 19 times out of 20.