



Greater Toronto Area

New Homes Monthly Market Report  
Data as of November 2022

Official Source of New Home Information for:



# November 2022 GTA New Home Market Results

Official Source of New Home Information for:



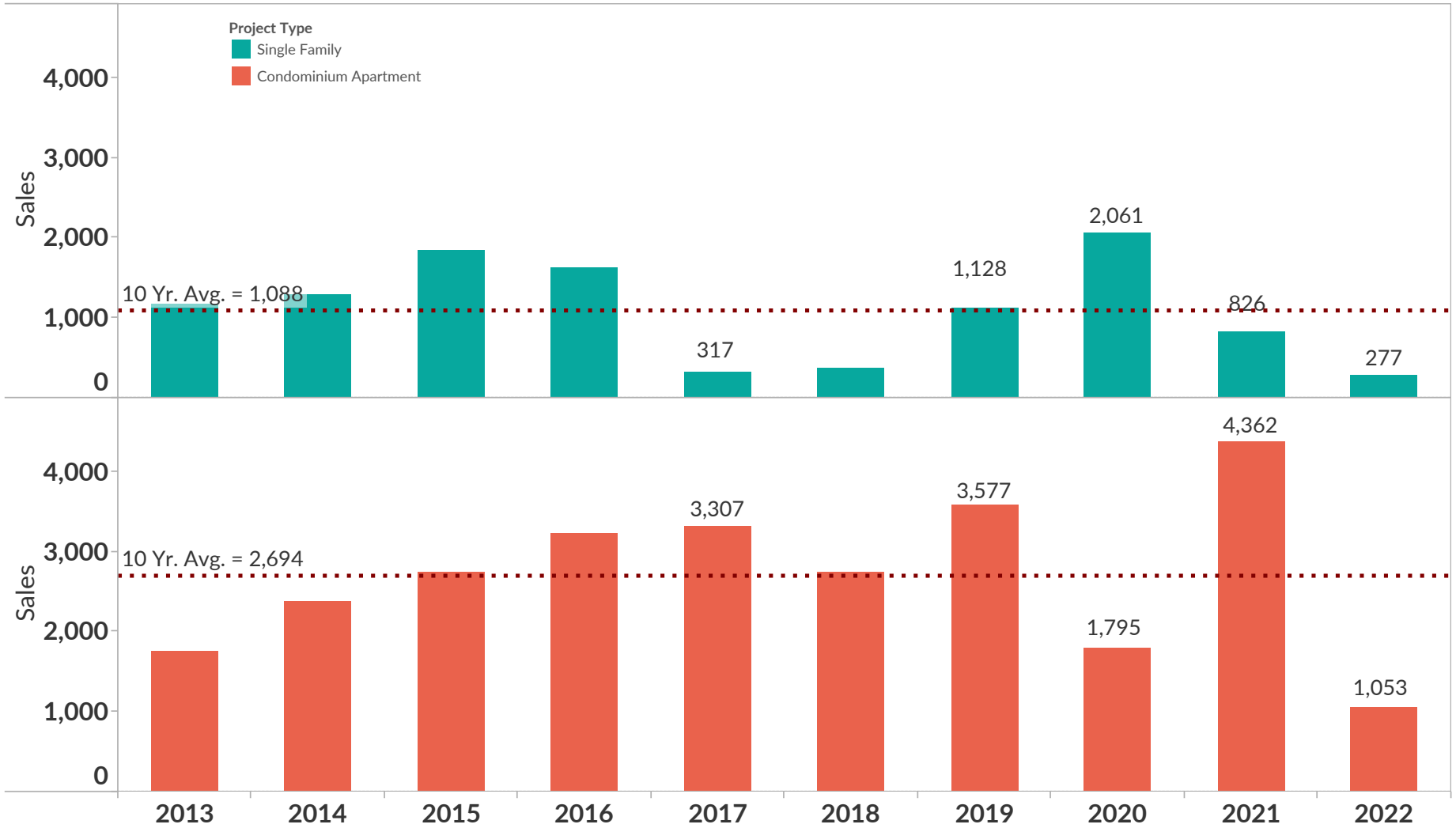
		November Sales	Year-to-Date Sales	Remaining Inventory	Benchmark Price
 <p>Single Family</p>		<b>277</b>	<b>4,328</b>	<b>1,802</b>	<b>\$1,741,828</b>
		<i>Down -66% from Prior Year</i>	<i>Down -67% from Prior Year</i>		<i>Up +4% from Prior Year</i>
 <p>Condominium Apartment</p>		<b>1,053</b>	<b>20,403</b>	<b>11,997</b>	<b>\$1,121,906</b>
		<i>Down -76% from Prior Year</i>	<i>Down -33% from Prior Year</i>		<i>Up +4% from Prior Year</i>
<b>TOTAL</b>		<b>1,330</b>	<b>24,731</b>	<b>13,799</b>	

# Current Month Sales

There were 1,330 total new home sales in November 2022, with 277 Single Family sales, down -66% from last November (-75% from 10yr avg) and 1,053 Condominium Apartment sales, down -76% from November 2021 (-61% from 10yr avg).

## November New Home Sales by Year & Project Type

Greater Toronto Area - November (2013 to 2022)

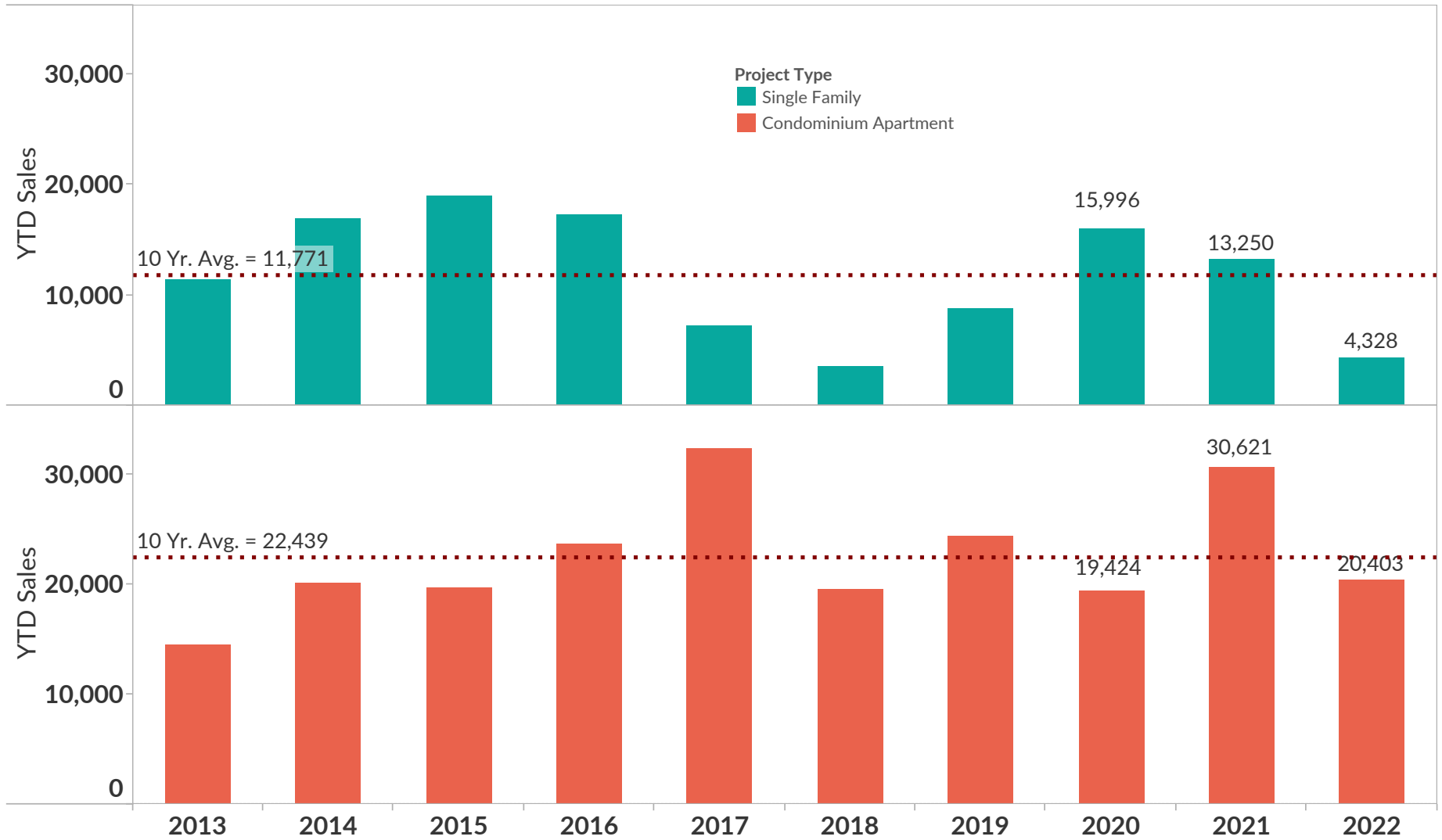


# Year-to-Date Sales

Through the first eleven months of 2022, total sales were 24,731 with Single Family sales of 4,328 decreasing -67% (-63% from 10yr avg) and Condominium Apartment sales of 20,403, down -33% from the previous year (-9% from 10yr avg).

## Year-to-Date New Home Sales

Greater Toronto Area - January to November (2013 to 2022)

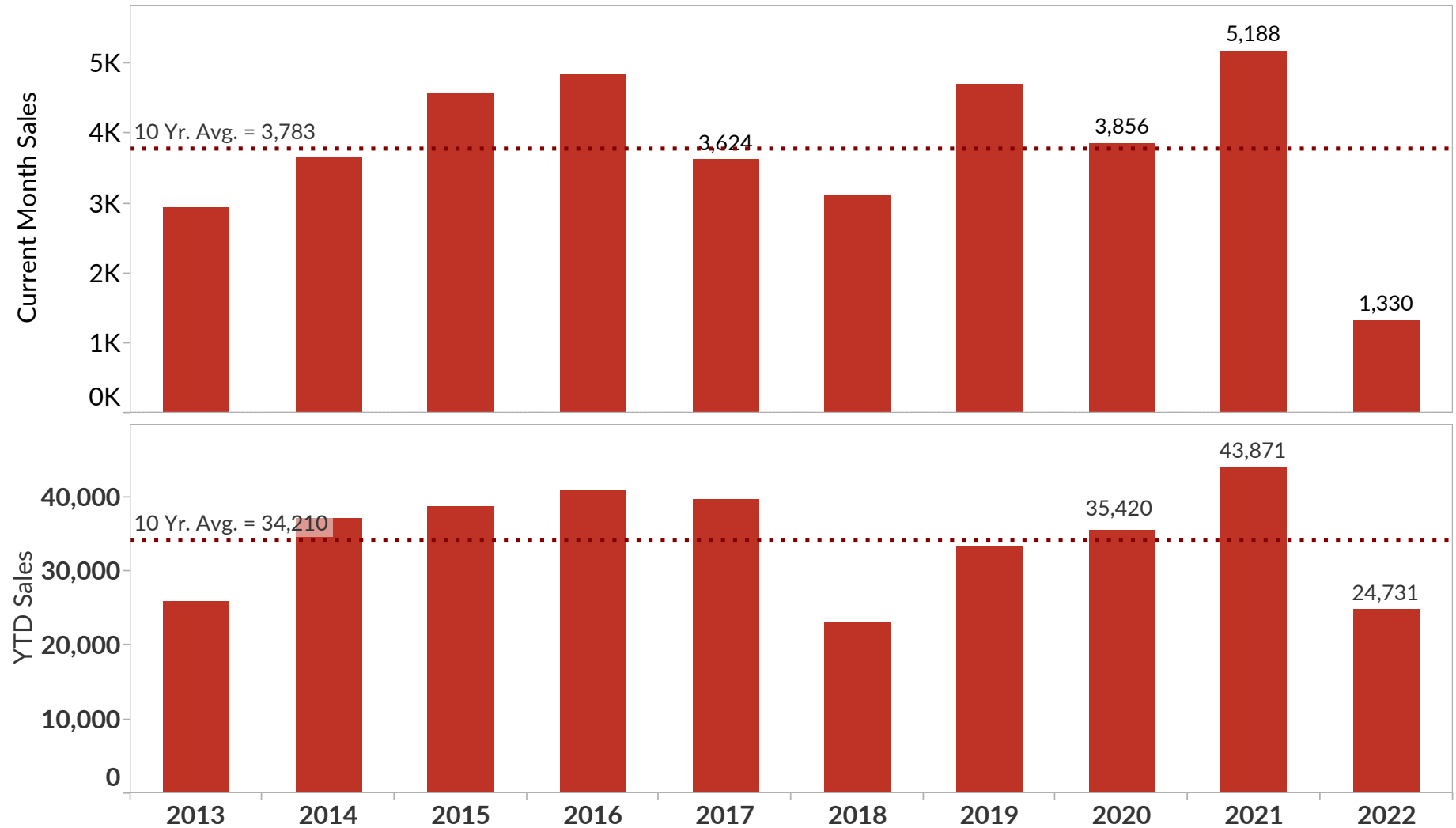


# Total New Home Sales

November 2022 Total NH sales of 1,330 were down -74% from November 2021 (-65% from 10yr avg) and Total NH sales so far in 2022 of 24,731 were down -44% from the same period in 2021 (-28% from 10yr avg).

## Total New Home Sales - Current Month & YTD

Greater Toronto Area - November (*top chart*) & January to November (*lower chart*) 2013 to 2022



# Detached Home Sales Data by Region

## Detached Home Sales by Region

Greater Toronto Area - November (2020 to 2022)

	Durham	Halton	Peel	Toronto	York	Grand Total
<b>2022</b>	85	29	6	0	59	179
<b>2021</b>	111	99	66	0	148	424
<b>2020</b>	232	166	163	1	352	914

## Year-to-Date Detached Home Sales by Region

Greater Toronto Area - January to November (2020 to 2022)

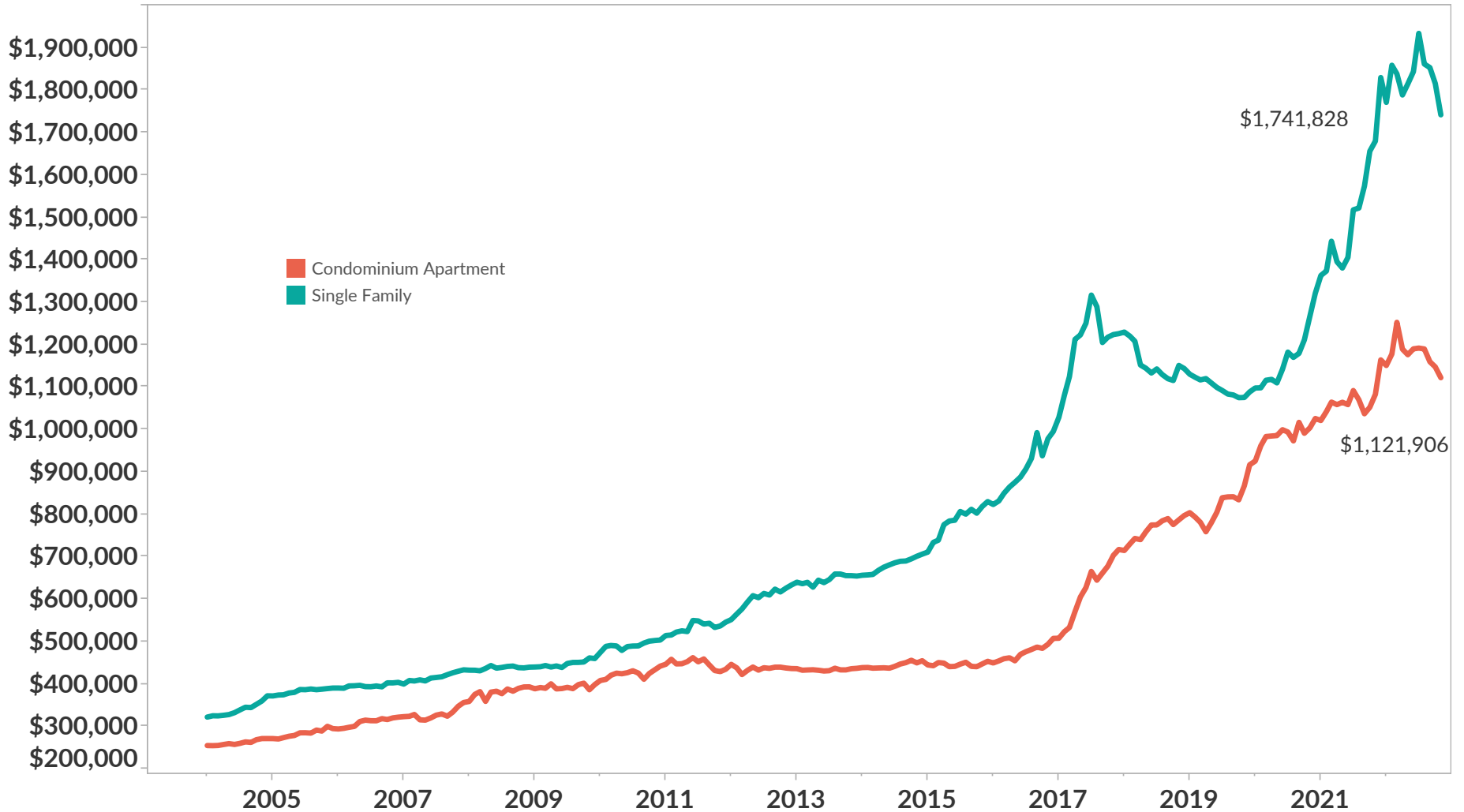
	Durham	Halton	Peel	Toronto	York	Grand Total
<b>2022</b>	571	457	295	5	755	2,083
<b>2021</b>	1,449	719	1,408	25	2,798	6,399
<b>2020</b>	2,129	1,501	1,573	38	2,548	7,789

# New Home Benchmark Price

The benchmark price was \$1,741,828 for Single Family new homes and \$1,121,906 for Condominium Apartment new homes at November 30, 2022. The benchmark measures the average asking price of available new homes excluding the extremes.

## Monthly New Home Benchmark Price

Greater Toronto Area - 2004 to 2022



# New Home Price/SF & Unit Size Benchmark

The Condominium Apartment unit size and price/sf components of the new home benchmark price were 817 sf at an average of \$1,373/sf at November 30, 2022.

## Monthly Condominium Apartment Price/SF Benchmark & Unit Size Benchmark

Greater Toronto Area - 2004 to 2022



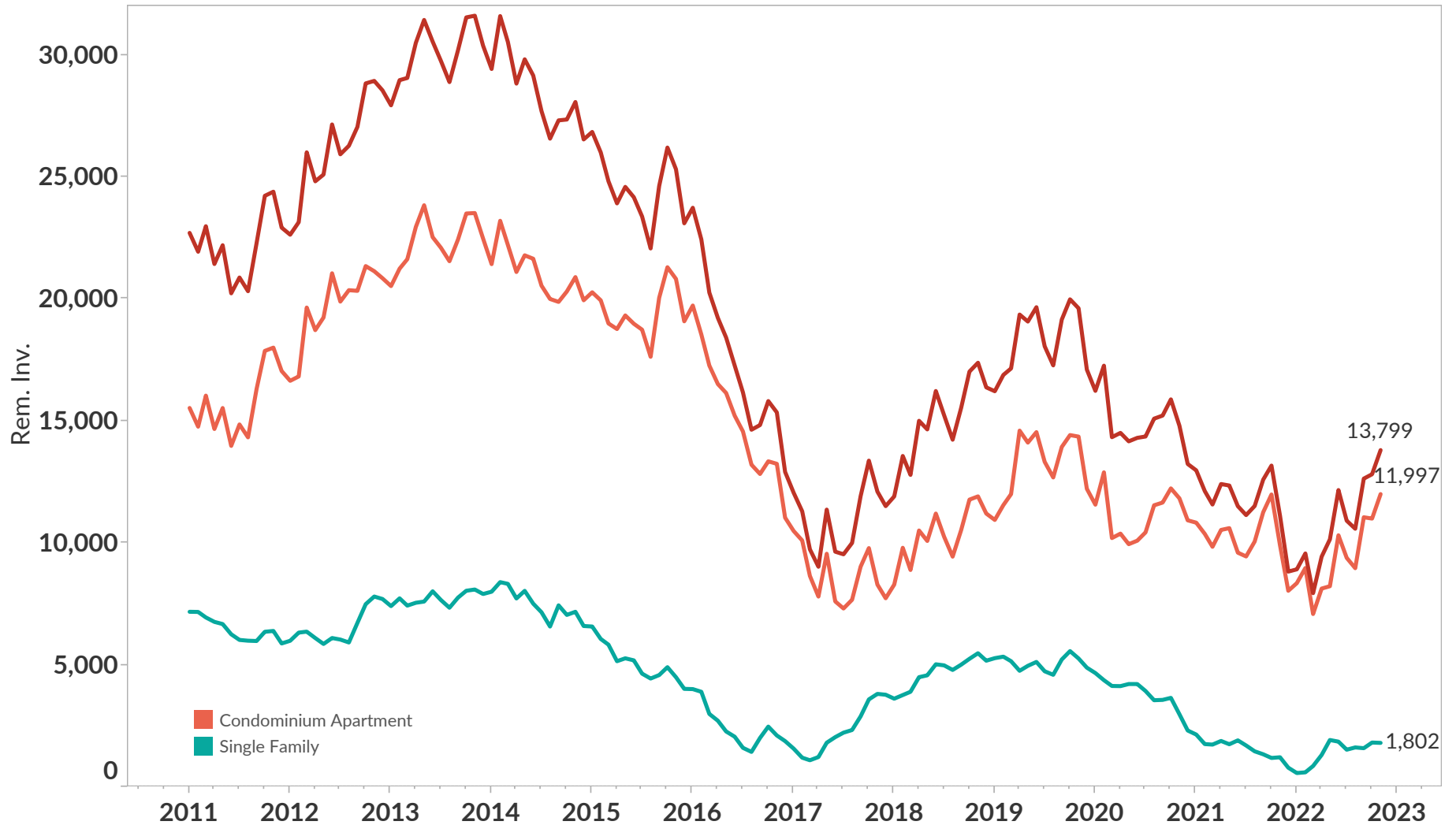


# Remaining Inventory

Current total new home remaining inventory is 13,799 units comprised of 11,997 condominium apartment units and 1,802 single family lots. Remaining inventory represents all the available new home choices available to purchasers.

## Monthly Remaining Inventory by Project Type

Greater Toronto Area - 2011 to 2022

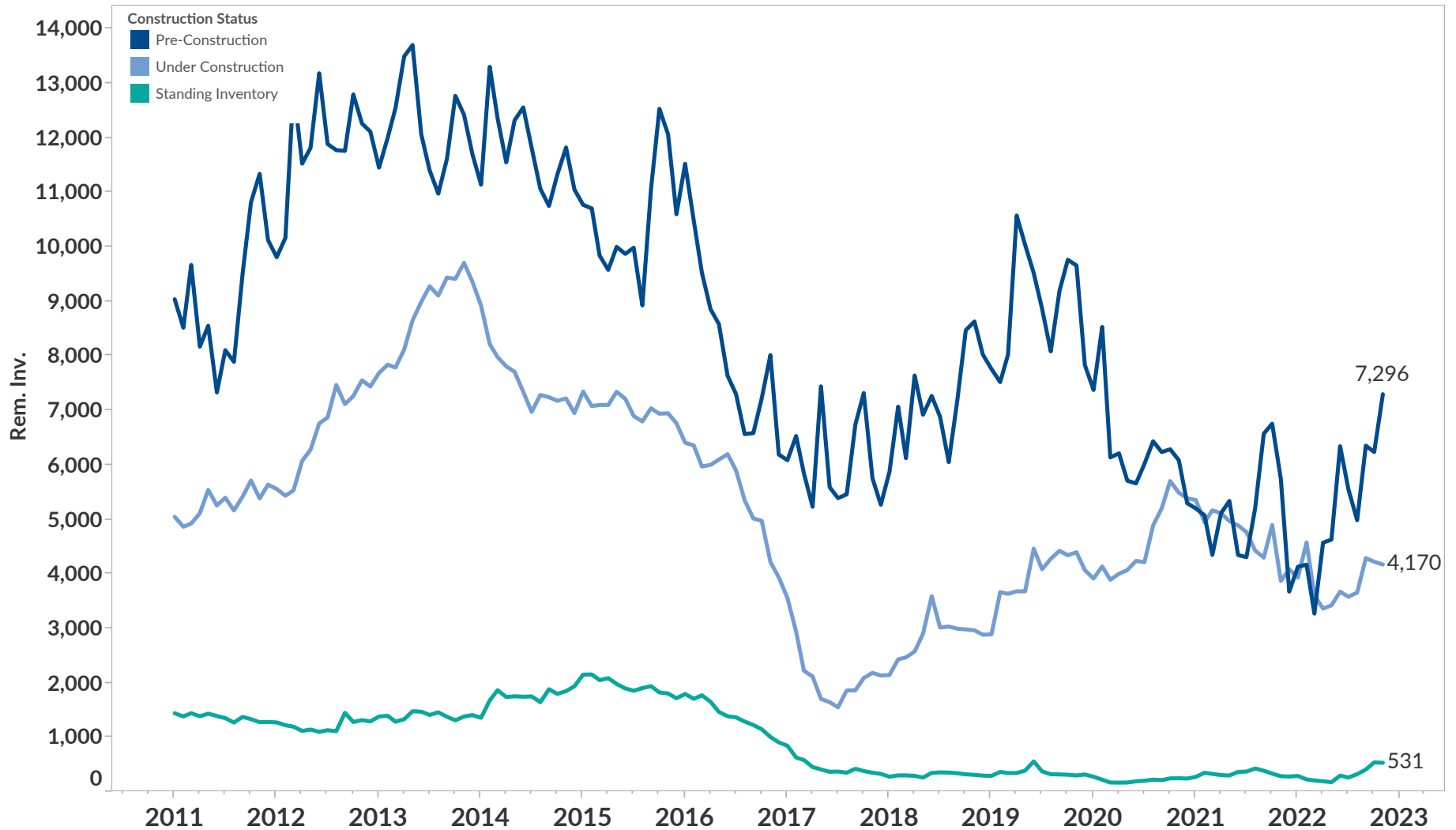


# Condominium Apartment Remaining Inventory

Current total new home condominium apartment remaining inventory is 11,997 units comprised of 7,296 units in pre-construction projects, 4,170 units in projects currently under construction and 531 units in completed buildings.

## Monthly Condominium Apartment Remaining Inventory by Construction Status

Greater Toronto Area - 2011 to 2022



**Copyright © Altus Group Limited**

Altus Group Limited, makes no representation about the accuracy, completeness, or the suitability of the material represented herein for the particular purposes of any reader and such material may not be copied, duplicated or re-distributed in any form or by any means without the prior written permission of Altus Group Limited. Altus Group Limited assumes no responsibility or liability without limitation for any errors or omissions in the information contained in the material represented. E&O.E.